FOUNDATION & STRUCTURAL PLANS & DETAILS FOR O&M BUILDING

Rev.	Class	Date	Drwn.	Chkd.	Rvwd.	Aprd.	Description
00	I	11-Jun-26	RHK	UMS	ZEE	ZAK	FOR REVIEW & APPROVAL

CLIENT	OWNER ENGINEER	EPC CONTRACTOR
Anthem	ABL An ABL Group Company	CNWE 中国电力工程顾问集团西北电力设计院有限公司

SIZE	A1
SCALE	N.T.S
SHEET NO.	01/17

PROJECT:
NOTSI 475MW SOLAR PHOTOVOLTAIC PROJECT

DRAWING TITLE:
FOUNDATION & STRUCTURAL PLANS
& DETAILS FOR O&M BUILDING
(TITLE PAGE)

PROFESSIONAL ENGINEER:	NAME	NUMBER
	V.SIBOIBOI	202001487

PROJECT	ISSUER	AREA	DISCIPLINE	TYPE	SEQUENCE	REV. NO.
NSI	MNA	C4	EC	DWG	020	00

A1(841x594mm)

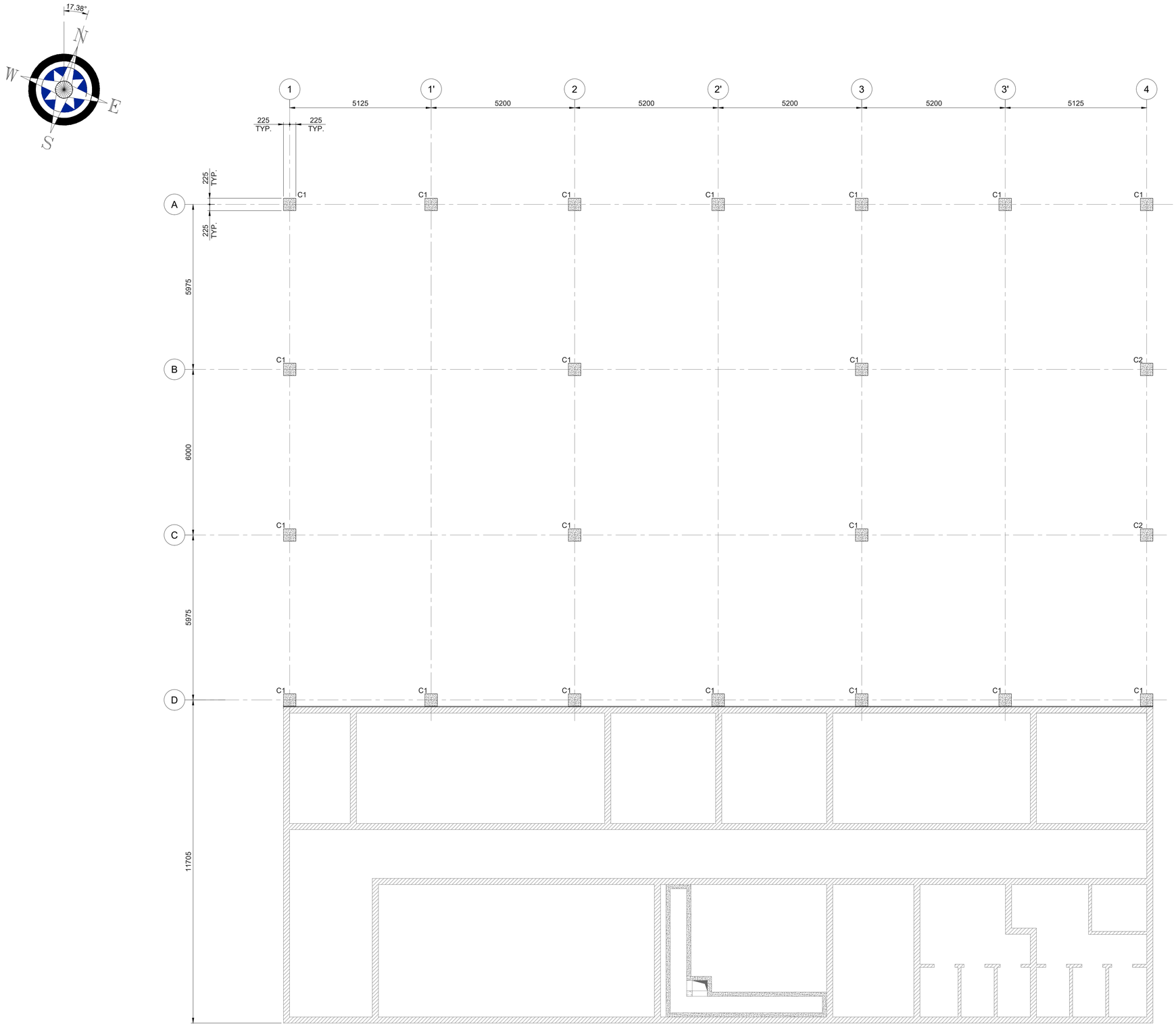

COLUMN LAYOUT PLAN

NOTES

1. ALL DIMENSIONS ARE IN MILLIMETERS AND LEVELS ARE IN METERS UNLESS OTHERWISE SPECIFIED.
2. ALL DRAWINGS SHALL BE READ IN CONJUNCTION WITH THE RELEVANT REFERENCE DRAWINGS. ANY DISCREPANCY SHALL BE BROUGHT TO THE NOTICE OF ENGINEER BEFORE COMMENCING WORKS.
3. ALL LEVELS ARE WITH REFERENCE TO THE FINISHED PLATFORM LEVEL (FPL).
4. ALL STRUCTURAL CONCRETE SHALL HAVE MINIMUM 28 DAY CUBE STRENGTH OF 30 MPa AS PER SANS 1200 G.
5. ALL LEAN / BLINDING CONCRETE SHALL BE GRADE C20.
6. ALL REINFORCEMENT STEEL BARS SHALL HAVE MINIMUM YIELD STRENGTH OF 450 MPa.
7. ALL EXPOSED CONCRETE EDGES SHALL HAVE 20mm x 20mm CHAMFER.
8. UNLESS NOTED OTHERWISE, LAP LENGTH SHALL BE 50 TIMES THE DIAMETER OF BARS.
9. REFER TO SABS 0144 ANNEX-D FOR BOND & LAP LENGTHS. ALSO REFER SANS 282 FIGURE 3 FOR MINIMUM HOOK, BEND & RADIUS ALLOWANCES FOR STEEL BARS.
10. TO ENSURE DURABILITY REQUIREMENTS OF CONCRETE, TYPE-I CEMENT WITH A MINIMUM CEMENT CONTENT OF 330 kg/m^3 & A MAXIMUM WATER CEMENT RATIO SHOULD NOTE EXCEED 0.5.
11. ALL CONCRETE MEMBERS SHALL HAVE A MINIMUM CLEAR COVER TO REINFORCEMENT AS FOLLOWS:
    - BEAM : 40mm
    - SLABS : 20mm
    - FOUNDATION : 50mm
    - COLUMN : 40mm
12. ANY LOOSE MATERIAL OR HEAVING SOIL IF ENCOUNTERED AT BOF LEVEL SHALL BE REPLACED TO 0.5m DEPTH USING G-7 MATERIAL COMPACTED IN LAYERS NOT MORE THAN 150mm THICK.
13. FOUNDATIONS ARE DESIGNED FOR SOIL BEARING CAPACITY OF 150KPA FOUND AT THE DEPTH OF 3.5m AS PER GEOTECH REPORT. ANY LOOSE SOIL/HEAVING SOIL SHALL BE COMPLETELY REPLACED WITH G7 MATERIAL COMPACTED TO 95% OF MDD AT OMC.
14. ALL CIVIL WORKS TO BE CONDUCTED AS PER SANS 1200 D.
15. ALL LOAD BEARING MASONRY WALLS SHALL COMPRISE OF CLAY BRICKS MASONRY UNITS COMPLYING TO SANS 227 HAVING MINIMUM COMPRESSIVE STRENGTH OF 14MPa.
16. MORTAR USED FOR MASONRY WALLS SHALL BE OF CLASS II (MINIMUM 1:4 CEMENT SAND MORTAR TO BE USED.) AS PER SANS 10164-1.
17. AS SUGGESTED IN THE GEOTECH REPORT SULPHATE RESISTANT CEMENT (SRC) SHALL BE USED IN ALL THE BURIED FOUNDATIONS AND ORDINARY PORTLAND CEMENT (OPC) SHALL BE USED FOR SUPERSTRUCTURES.

LEGENDS

FFL	:	FINISHED FLOOR LEVEL
TOW	:	TOP OF WALL
CL	:	FALSE CEILING LEVEL
FPL	:	FINISHED PLATFORM LEVEL
TYP.	:	TYPICAL
PL	:	PLINTH LEVEL
DPC	:	DAMP PROOF COURSE
CJ	:	CONSTRUCTION JOINT

CONCRETE
COMPACTED EARTH
BRICK MASONRY WALL
BLINDING CONCRETE

REFERENCE DRAWINGS

DRAWING TITLE	DRAWING NUMBER
GENERAL LAYOUT OF PV AREA	NSI-MNA-00-ER-DWG-001
ARCHITECTURAL PLANS & DETAILS FOR O&M BUILDING	NSI-MNA-C4-EA-DWG-019
WATER SUPPLY LAYOUT FOR THE FACILITIES AREA	NSI-MNA-00-EC-DWG-002
MECHANICAL SERVICES PLAN & DETAILS FOR O&M BUILDING	NSI-MNA-C4-EC-DWG-022
CABLE ROUTING LAYOUT AND SECTION FOR O&M BUILDING	NSI-MNA-C4-EP-DLS-041
EARTHING LAYOUT FOR O&M BUILDING AND WAREHOUSE	NSI-MNA-C4-EP-DLS-046
LIGHTING AND POWER LAYOUT FOR O&M BUILDING	NSI-MNA-C4-EP-DLS-051
LIGHTING AND SMALL POWER PANEL BOARD CIRCUIT SCH. FOR O&M BUILDING	NSI-MNA-C4-EP-SCH-056

Rev.	Class	Date	Drwn.	Chkd.	Rvwd.	Aprd.	Description
00	I	11-Jun-26	RHK	UMS	ZEE	ZAK	FOR REVIEW & APPROVAL

CLIENT	OWNER ENGINEER	EPC CONTRACTOR
Anthem	An ABL Group Company	CNWE 中国电力工程顾问集团西北电力设计院有限公司

SIZE	A1
SCALE	1:75
SHEET NO.	02/17

PROJECT:
NOTSI 475MW SOLAR PHOTOVOLTAIC PROJECT

DRAWING TITLE:
FOUNDATION & STRUCTURAL PLANS & DETAILS FOR O&M BUILDING (COLUMN LAYOUT PLAN)

PROFESSIONAL ENGINEER:	NAME	NUMBER
	V.SIBOIBOI	202001487

PROJECT	ISSUER	AREA	DISCIPLINE	TYPE	SEQUENCE	REV. NO.
NSI	MNA	C4	EC	DWG	020	00

A1(841x594mm)

COLUMN-C1

REQ'D = 20

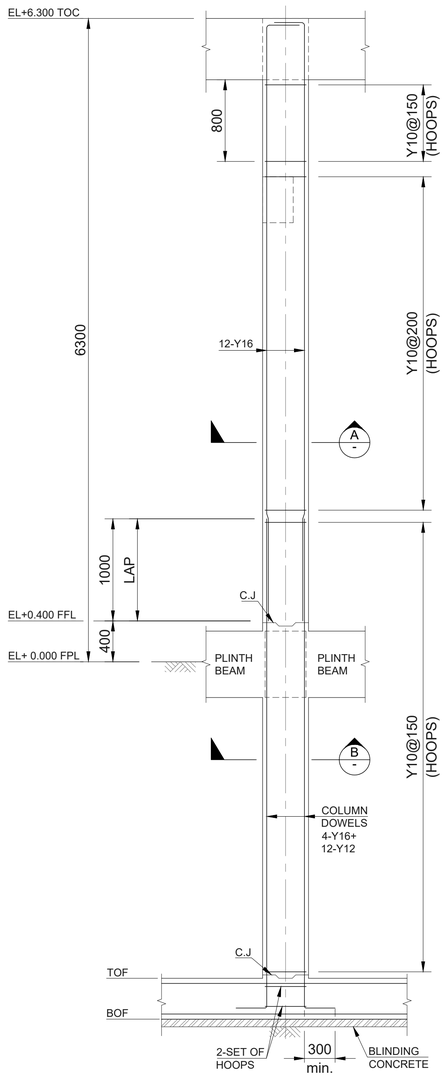

TYPICAL COLUMN SECTION-C1

COLUMN-C2

REQ'D = 02

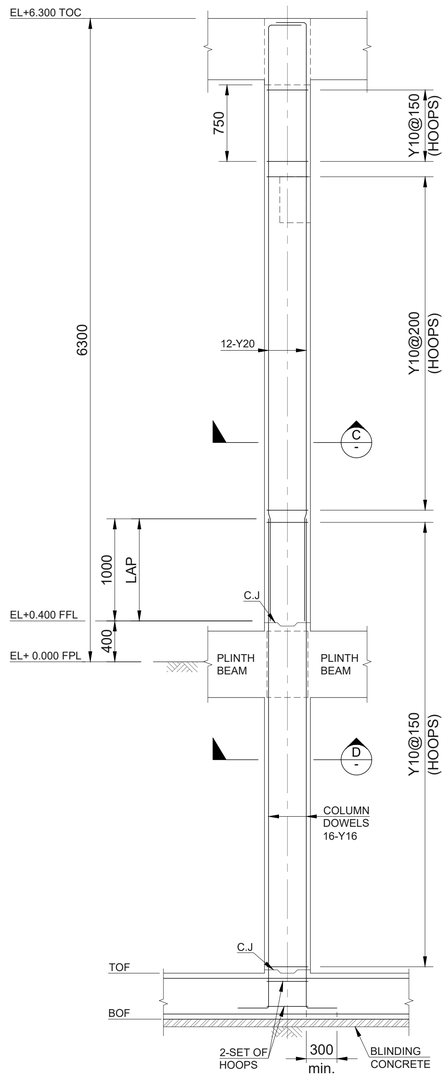

TYPICAL COLUMN SECTION-C2

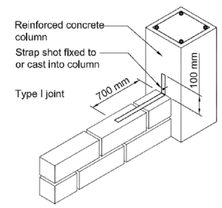

CONCRETE COLUMN TO INFILL WALL JOINT STANDARD DETAIL AS PER SANS 10400-K

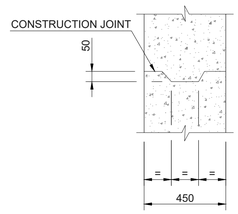

TYPICAL CONSTRUCTION JOINT DETAIL

SCALE 1:30

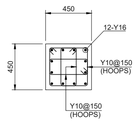

SECTION A

COLUMN-C1 REINFORCEMENT

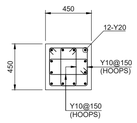

SECTION C

COLUMN-C2 REINFORCEMENT

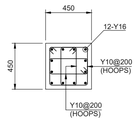

SECTION B

COLUMN-C1 REINFORCEMENT

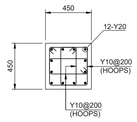

SECTION D

COLUMN-C2 REINFORCEMENT

NOTES

1. FOR NOTES, LEGENDS & REFERENCE DRAWINGS REFER (NSI-MNA-C4-EC-DWG-020_SHEET- 02/17)

Rev.	Class	Date	Drwn.	Chkd.	Rvwd.	Aprd.	Description
00	I	11-Jun-26	RHK	UMS	ZEE	ZAK	FOR REVIEW & APPROVAL

CLIENT	OWNER ENGINEER	EPC CONTRACTOR
Anthem	ABL An ABL Group Company	CNWE CEEC CNECC 中国电力工程顾问集团西北电力设计院有限公司

SIZE	A1
SCALE	1:30
SHEET NO.	03/17

PROJECT: NOTSI 475MW SOLAR PHOTOVOLTAIC PROJECT

DRAWING TITLE: FOUNDATION & STRUCTURAL PLANS & DETAILS FOR O&M BUILDING (COLUMN & TYPICAL DETAILS)

PROFESSIONAL ENGINEER:	NAME	NUMBER
	V.SIBOIBOI	202001487

PROJECT	ISSUER	AREA	DISCIPLINE	TYPE	SEQUENCE	REV. NO.
NSI	MNA	C4	EC	DWG	020	00

A1(841x594mm)

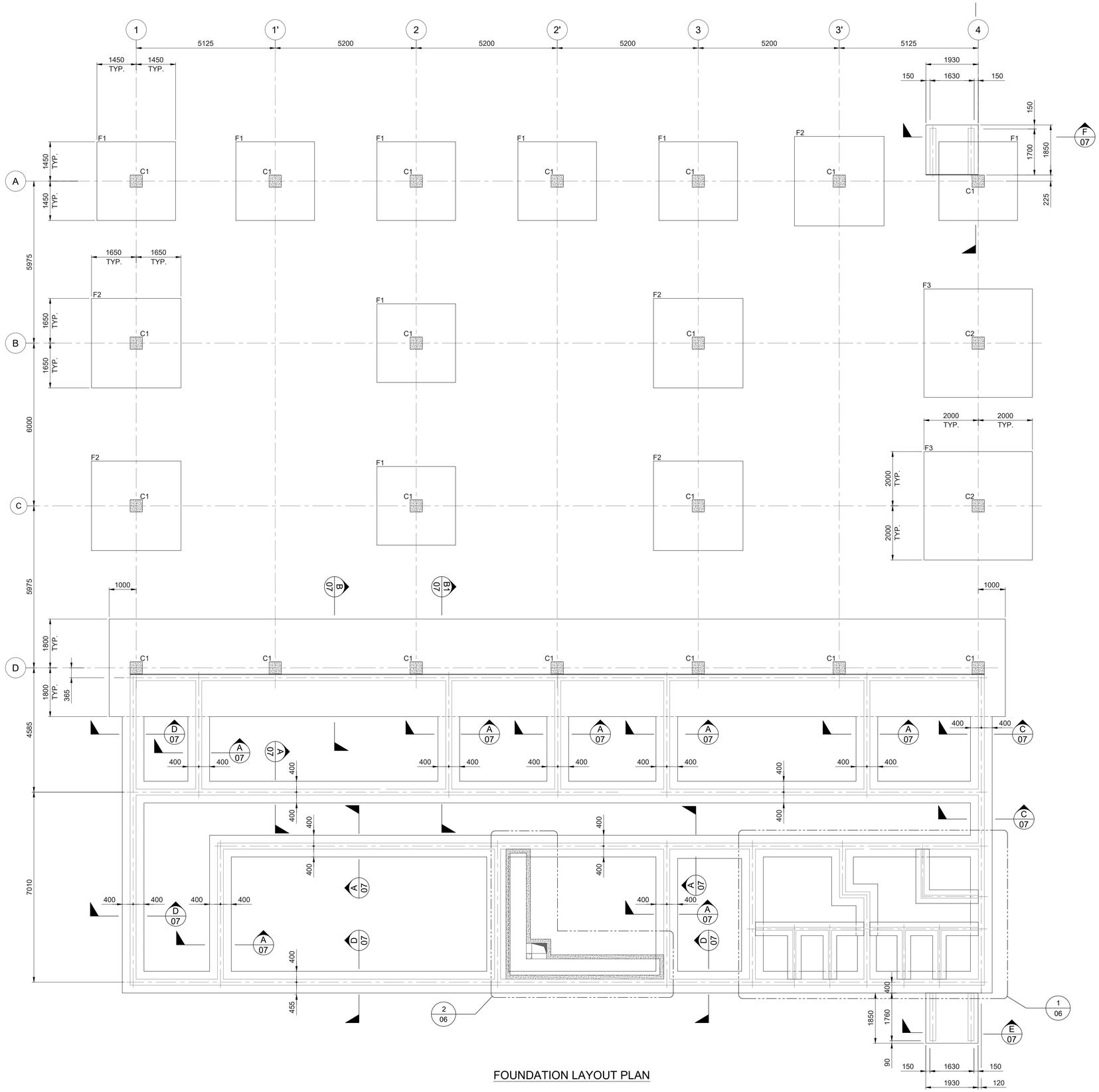

FOUNDATION LAYOUT PLAN

NOTES

1. FOR NOTES, LEGENDS & REFERENCE DRAWINGS REFER (NSI-MNA-C4-EC-DWG-020_SHEET- 02/17)

Rev.	Class	Date	Drwn.	Chkd.	Rvwd.	Aprd.	Description
00	I	11-Jun-26	RHK	UMS	ZEE	ZAK	FOR REVIEW & APPROVAL

CLIENT: Anthem

OWNER ENGINEER: ABL An ABL Group Company

EPC CONTRACTOR: CNWE China Northwest Power Engineering Co., Ltd. CEEC 中国能源 CNECC 中电工程 中国电力工程顾问集团西北电力设计院有限公司

SIZE	A1
SCALE	1:75
SHEET NO.	04/17

PROJECT: NOTSI 475MW SOLAR PHOTOVOLTAIC PROJECT

DRAWING TITLE: FOUNDATION & STRUCTURAL PLANS & DETAILS FOR O&M BUILDING (FOUNDATION LAYOUT PLAN)

PROFESSIONAL ENGINEER:	NAME	NUMBER
	V.SIBOIBOI	202001487

PROJECT	ISSUER	AREA	DISCIPLINE	TYPE	SEQUENCE	REV. NO.
NSI	MNA	C4	EC	DWG	020	00

A1(841x594mm)

F1
REQ'D = 08

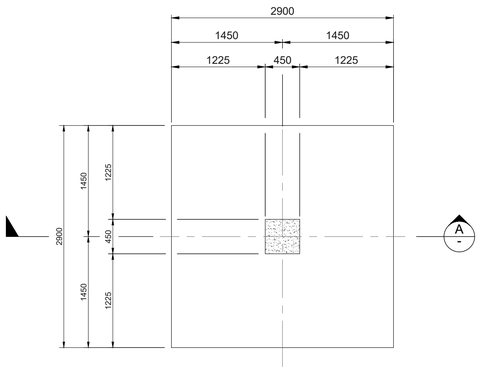

PLAN

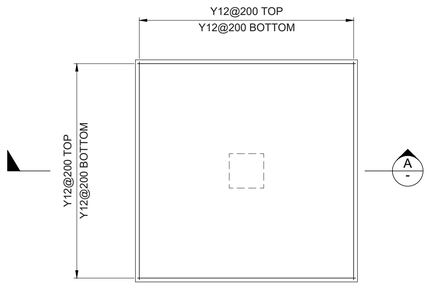

REBAR ARRANGEMENT

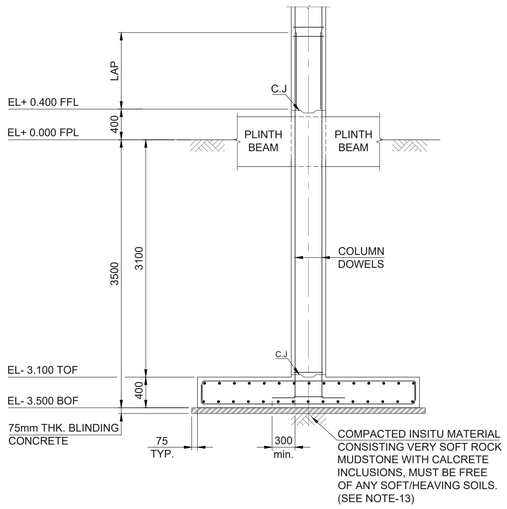

SECTION A -

F2
REQ'D = 05

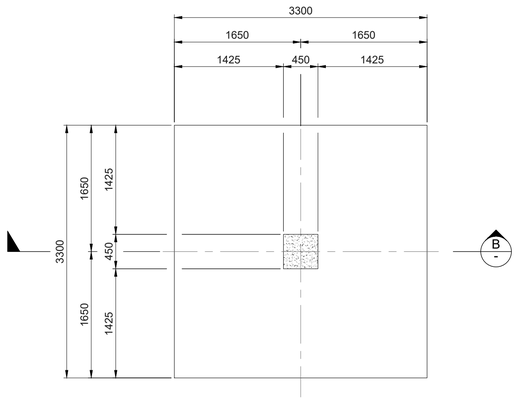

PLAN

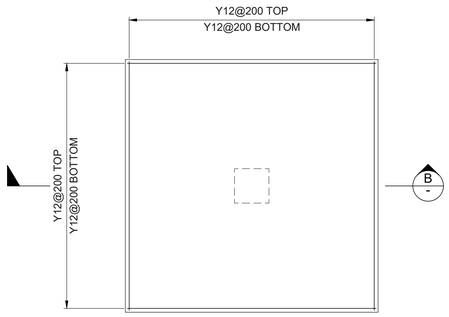

REBAR ARRANGEMENT

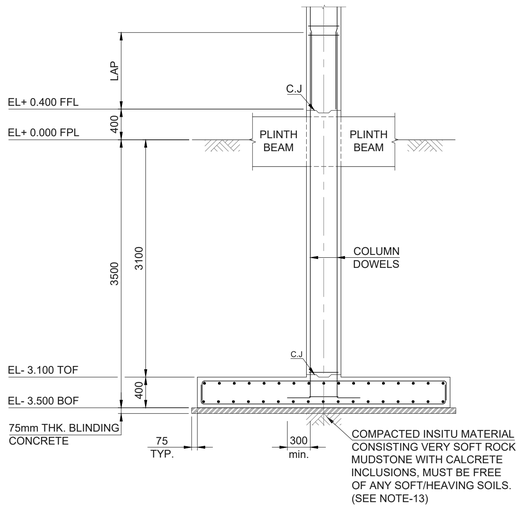

SECTION B -

F3
REQ'D = 02

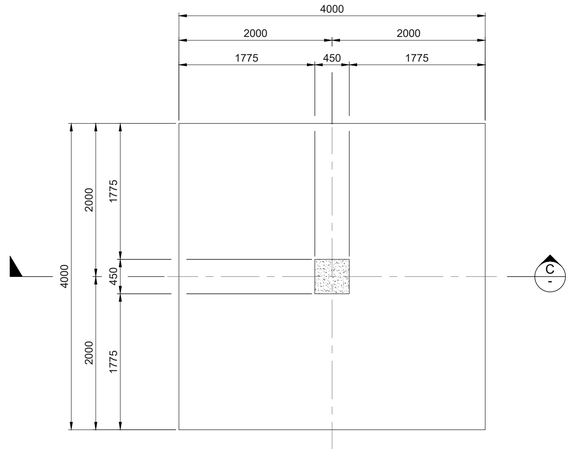

PLAN

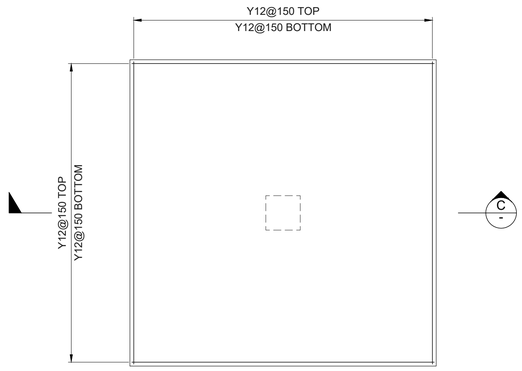

REBAR ARRANGEMENT

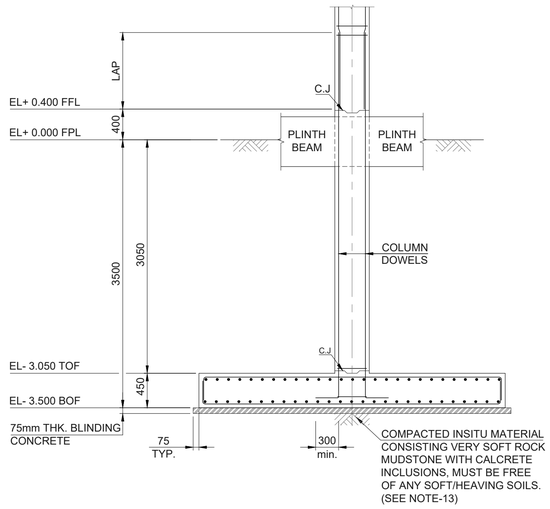

SECTION C -

NOTES

1. FOR NOTES, LEGENDS & REFERENCE DRAWINGS REFER (NSI-MNA-C4-EC-DWG-020_SHEET- 02/17)

Rev.	Class	Date	Drwn.	Chkd.	Rvwd.	Aprd.	Description
00	I	11-Jun-26	RHK	UMS	ZEE	ZAK	FOR REVIEW & APPROVAL

CLIENT	OWNER ENGINEER	EPC CONTRACTOR
Anthem	ABL An ABL Group Company	CNWE 中国电力工程顾问集团西北电力设计院有限公司

SIZE	A1
SCALE	1:40
SHEET NO.	05/17

PROJECT: NOTSI 475MW SOLAR PHOTOVOLTAIC PROJECT

DRAWING TITLE: FOUNDATION & STRUCTURAL PLANS & DETAILS FOR O&M BUILDING (FOUNDATION DETAILS)

PROFESSIONAL ENGINEER:	NAME	NUMBER
	V.SIBOIBOI	202001487

PROJECT	ISSUER	AREA	DISCIPLINE	TYPE	SEQUENCE	REV. NO.
NSI	MNA	C4	EC	DWG	020	00

A1(841x594mm)

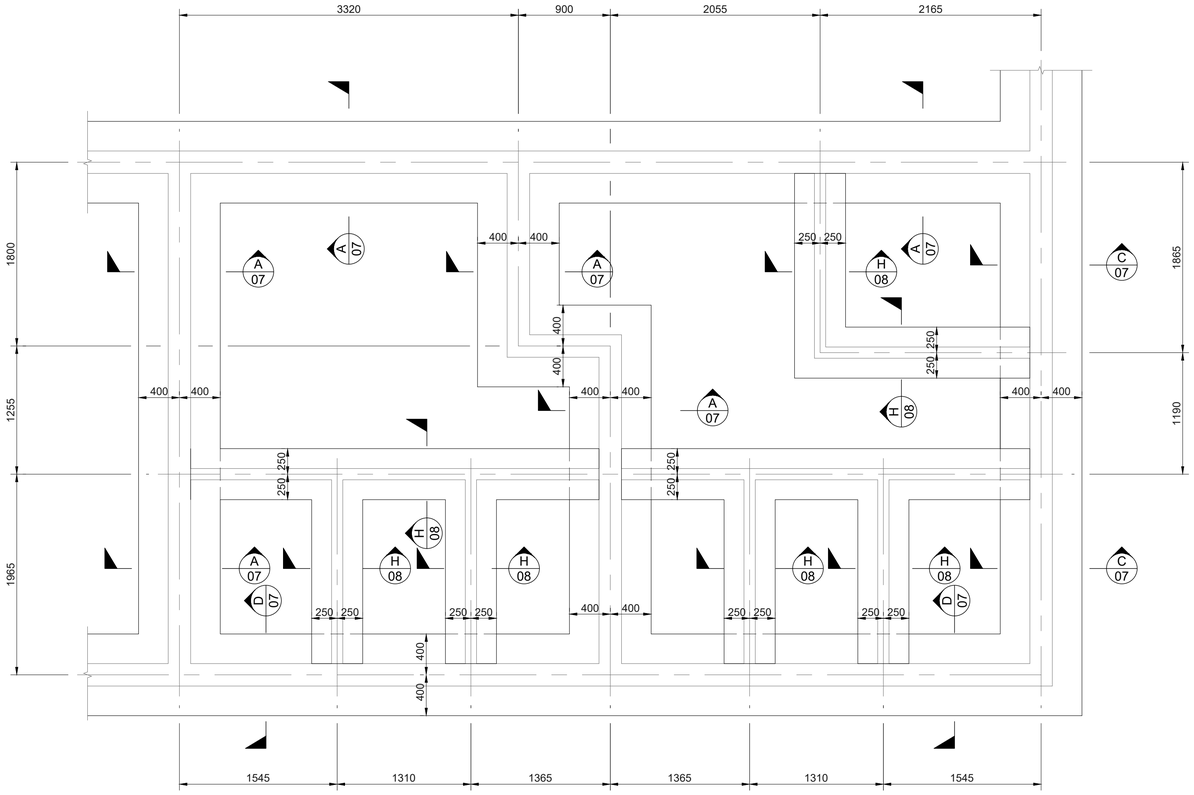

DETAIL 1 / 04

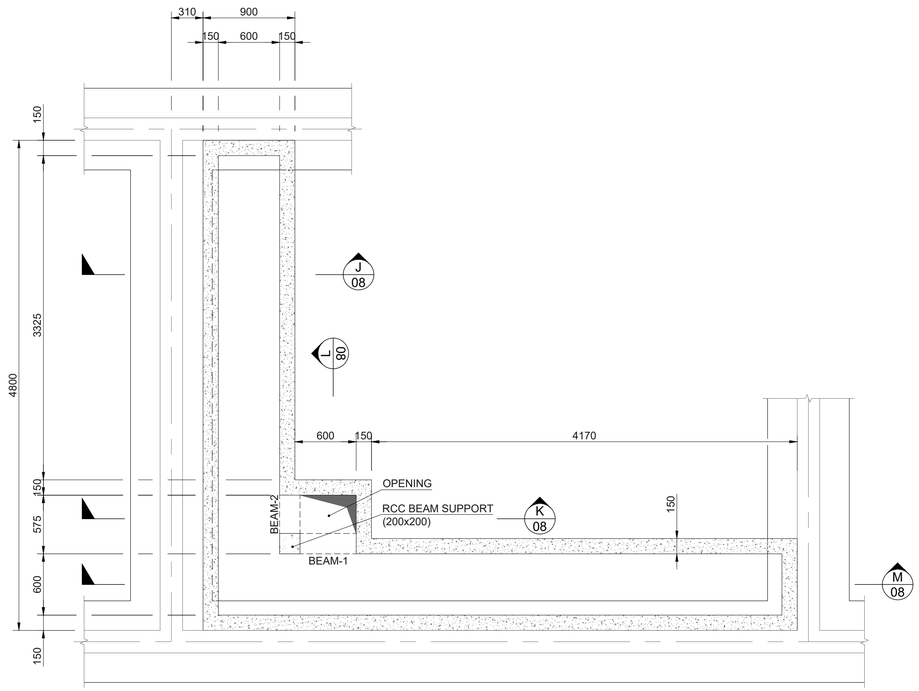

DETAIL 2 / 04

NOTES

1. FOR NOTES, LEGENDS & REFERENCE DRAWINGS REFER (NSI-MNA-C4-EC-DWG-020_SHEET- 02/17)

Rev.	Class	Date	Drwn.	Chkd.	Rvwd.	Aprd.	Description
00	I	11-Jun-26	RHK	UMS	ZEE	ZAK	FOR REVIEW & APPROVAL

CLIENT: Anthem

OWNER ENGINEER: ABL An ABL Group Company

EPC CONTRACTOR: CNWE / CEEC CNECC 中国能源建设集团有限公司 / 中电工程 / 中国电力工程顾问集团西北电力设计院有限公司

SIZE	A1
SCALE	1:30
SHEET NO.	06/17

PROJECT: NOTSI 475MW SOLAR PHOTOVOLTAIC PROJECT

DRAWING TITLE: FOUNDATION & STRUCTURAL PLANS & DETAILS FOR O&M BUILDING (FOUNDATION LAYOUT PLAN)

PROFESSIONAL ENGINEER:	NAME	NUMBER
	V.SIBOIBOI	202001487

PROJECT	ISSUER	AREA	DISCIPLINE	TYPE	SEQUENCE	REV. NO.
NSI	MNA	C4	EC	DWG	020	00

A1(841x594mm)

NOTES

1. FOR NOTES, LEGENDS & REFERENCE DRAWINGS REFER (NSI-MNA-C4-EC-DWG-020_SHEET- 02/17)

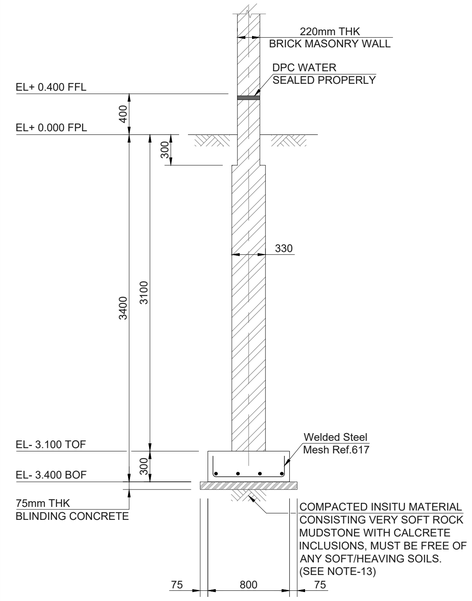

SECTION A 04

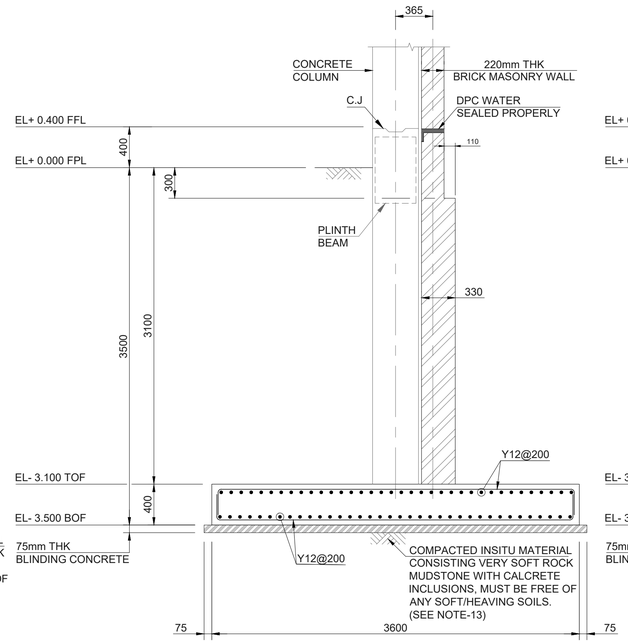

SECTION B 04

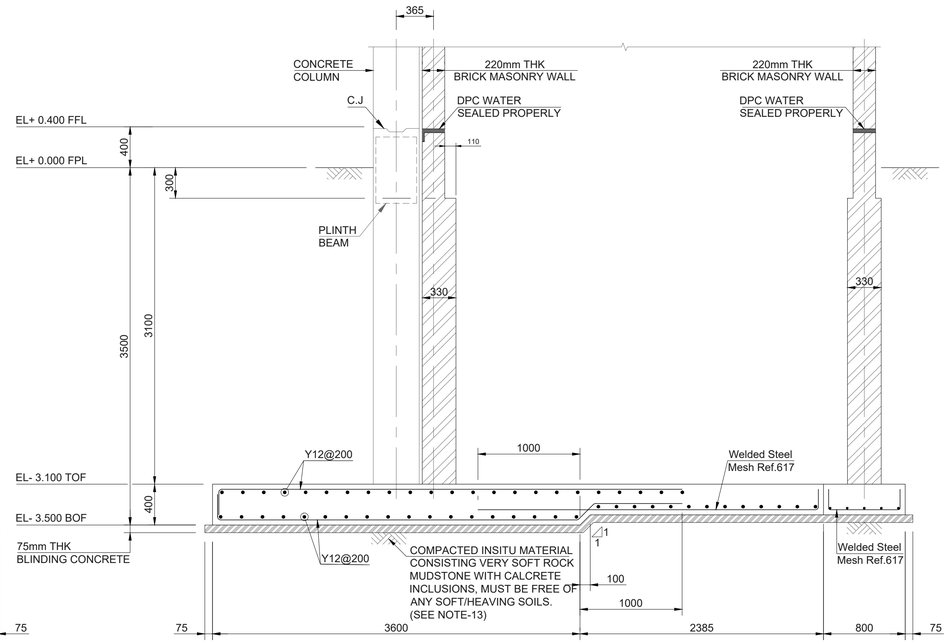

SECTION B1 04

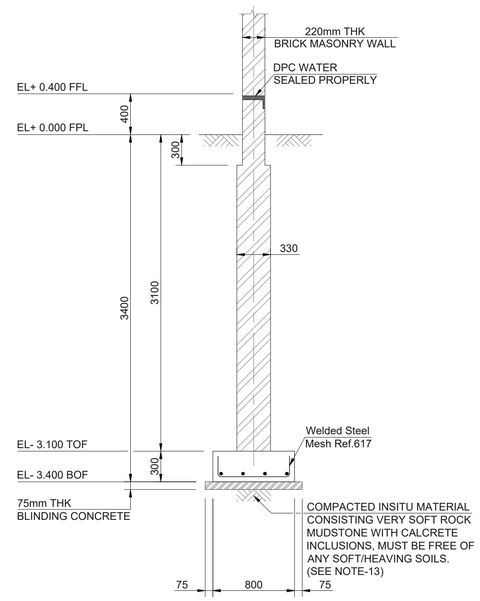

SECTION C 04

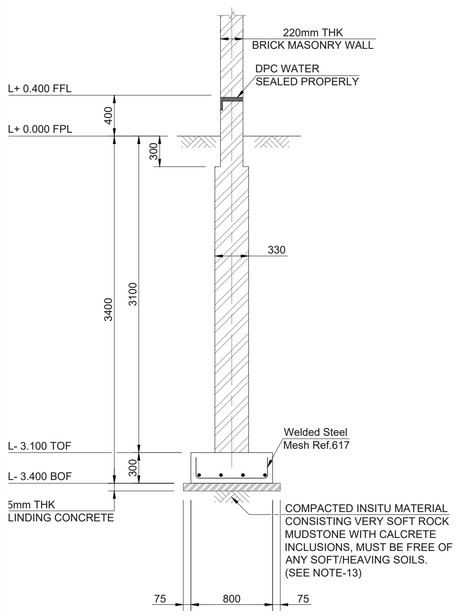

SECTION D 04

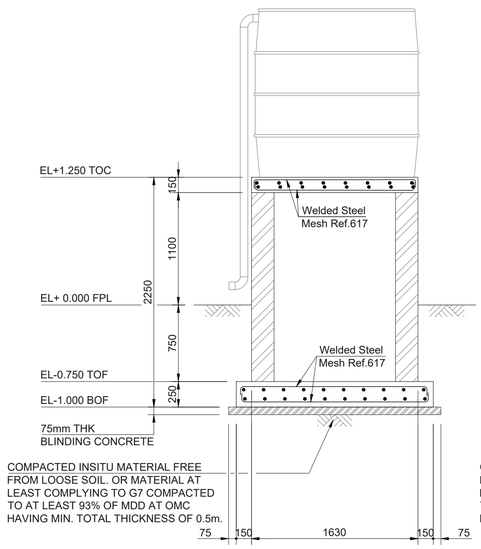

SECTION E 04

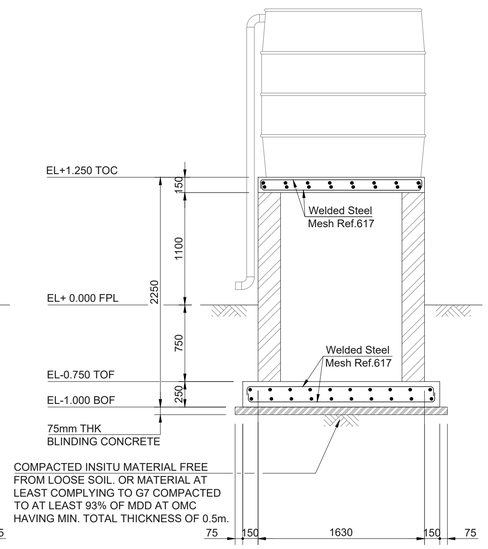

SECTION F 04

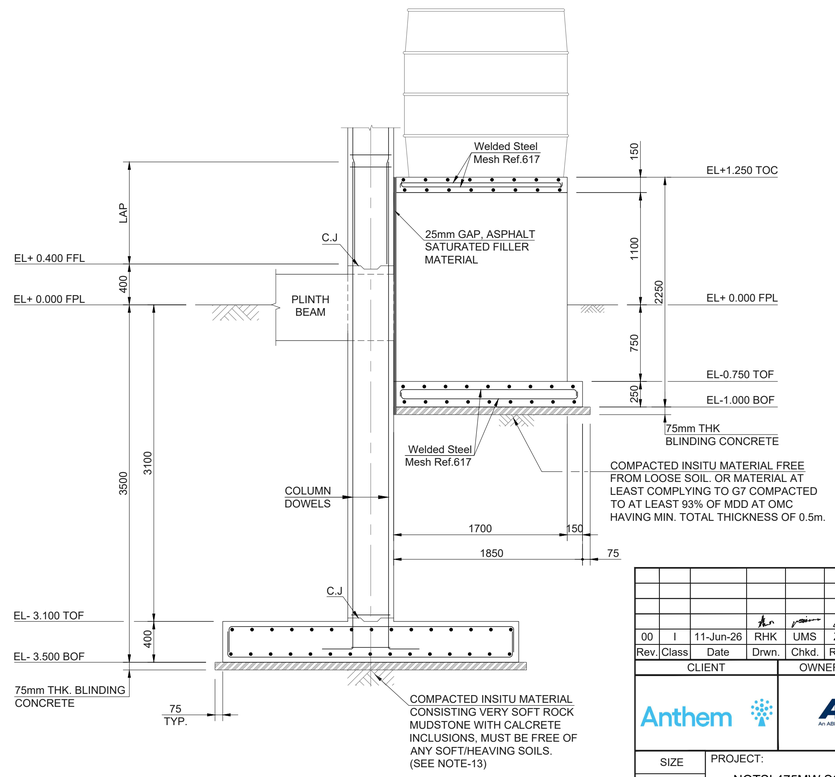

SECTION G 04

Rev.	Class	Date	Drwn.	Chkd.	Rvwd.	Aprd.	Description
00	I	11-Jun-26	RHK	UMS	ZEE	ZAK	FOR REVIEW & APPROVAL

CLIENT	OWNER ENGINEER	EPC CONTRACTOR
Anthem	AEL An AEL Group Company	CNWE 中国电力工程顾问集团西北电力设计院有限公司

SIZE	A1
SCALE	1:30
SHEET NO.	07/17

PROJECT: NOTSI 475MW SOLAR PHOTOVOLTAIC PROJECT

DRAWING TITLE: FOUNDATION & STRUCTURAL PLANS & DETAILS FOR O&M BUILDING (FOUNDATION DETAILS)

PROFESSIONAL ENGINEER:	NAME	NUMBER
	V.SIBOIBOI	202001487

PROJECT	ISSUER	AREA	DISCIPLINE	TYPE	SEQUENCE	REV. NO.
NSI	MNA	C4	EC	DWG	020	00

A1(841x594mm)

NOTES

1. FOR NOTES, LEGENDS & REFERENCE DRAWINGS REFER (NSI-MNA-C4-EC-DWG-020_SHEET- 02/17)

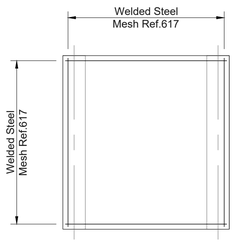

RAINWATER HARVESTING TANK
TOP SLAB
LEVEL AT EL + 1.250 TOC

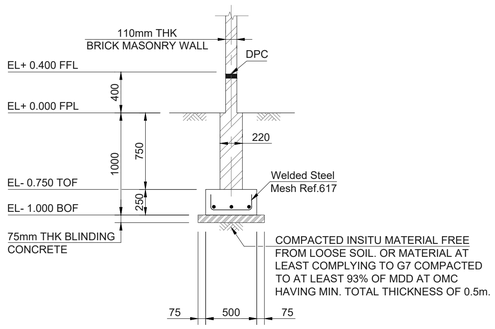

SECTION H 06

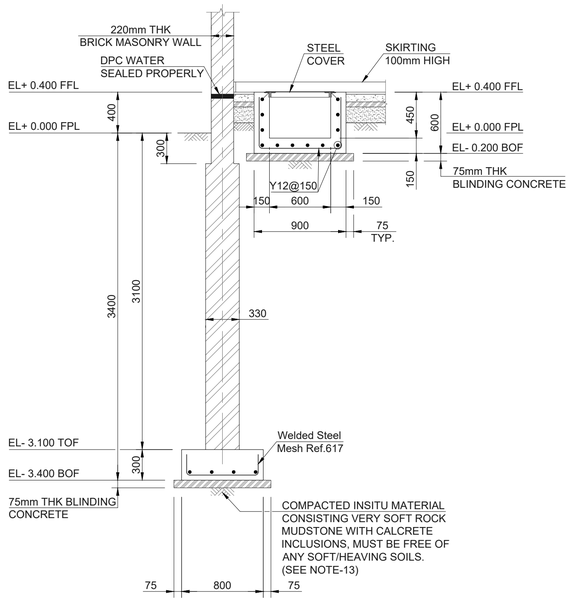

SECTION J 06

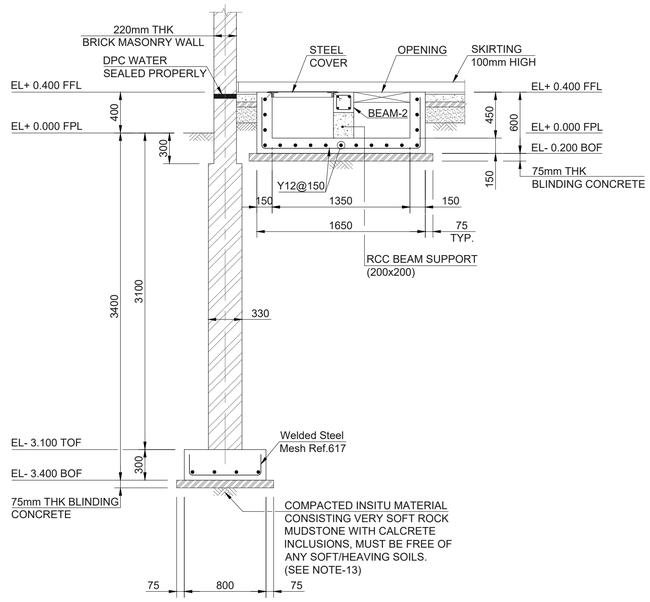

SECTION K 06

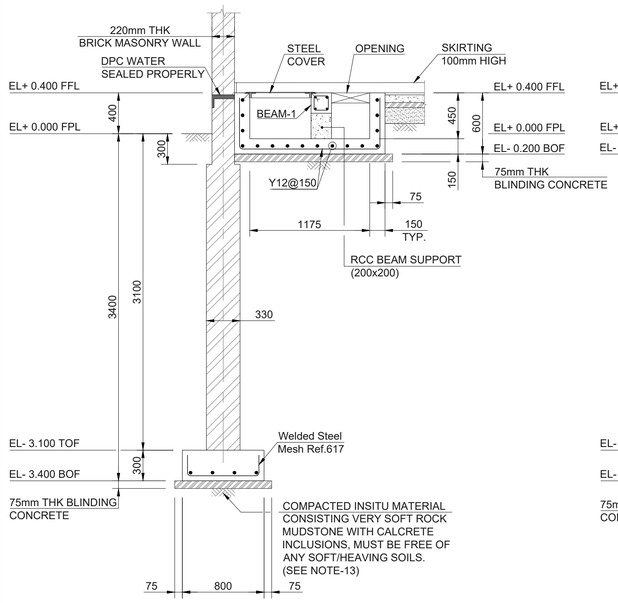

SECTION L 06

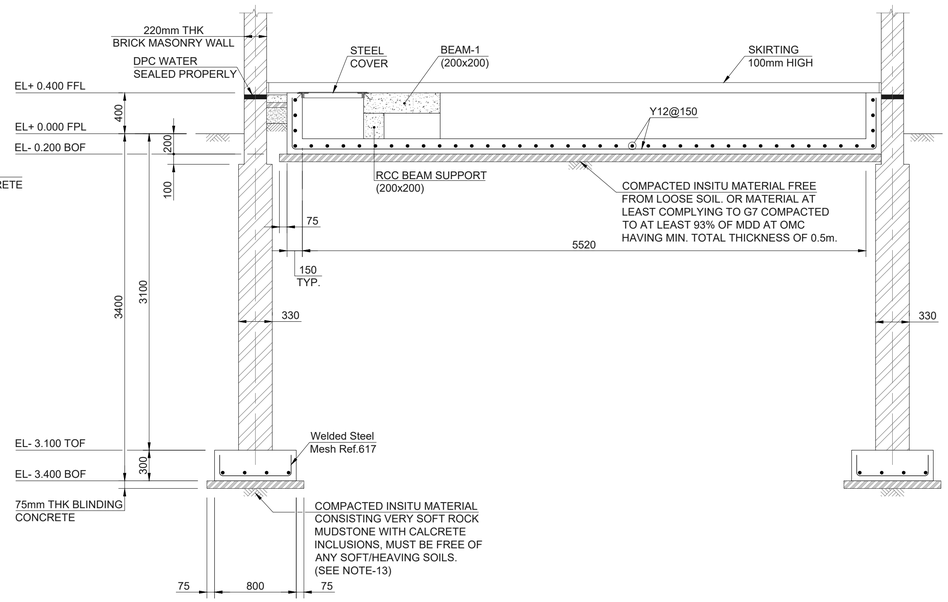

SECTION M 06

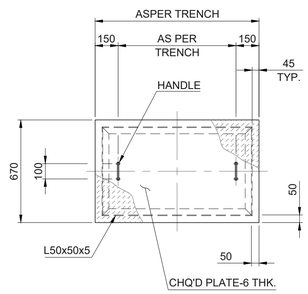

TYPICAL STEEL COVER DETAIL
SCALE 1:20

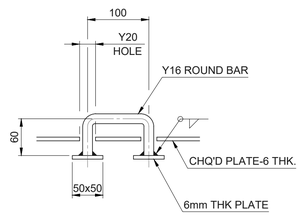

DETAIL OF HANDLE
SCALE 1:20

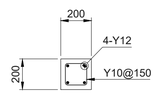

BEAM-1
SCALE 1:20

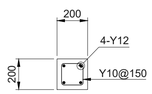

BEAM-2
SCALE 1:20

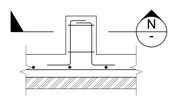

SUPPORT DETAIL
SCALE 1:20

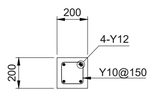

SECTION N -
SCALE 1:20

Rev.	Class	Date	Drwn.	Chkd.	Rvwd.	Aprd.	Description
00	I	11-Jun-26	RHK	UMS	ZEE	ZAK	FOR REVIEW & APPROVAL

CLIENT	OWNER ENGINEER	EPC CONTRACTOR
Anthem	ABL An ABL Group Company	CNWE 中国电力工程顾问集团西北电力设计院有限公司

SIZE	A1
SCALE	1:30
SHEET NO.	08/17

PROJECT: NOTSI 475MW SOLAR PHOTOVOLTAIC PROJECT

DRAWING TITLE: FOUNDATION & STRUCTURAL PLANS & DETAILS FOR O&M BUILDING (FOUNDATION DETAILS)

PROFESSIONAL ENGINEER:	NAME	NUMBER
	V.SIBOIBOI	202001487

PROJECT	ISSUER	AREA	DISCIPLINE	TYPE	SEQUENCE	REV. NO.
NSI	MNA	C4	EC	DWG	020	00

A1(841x594mm)

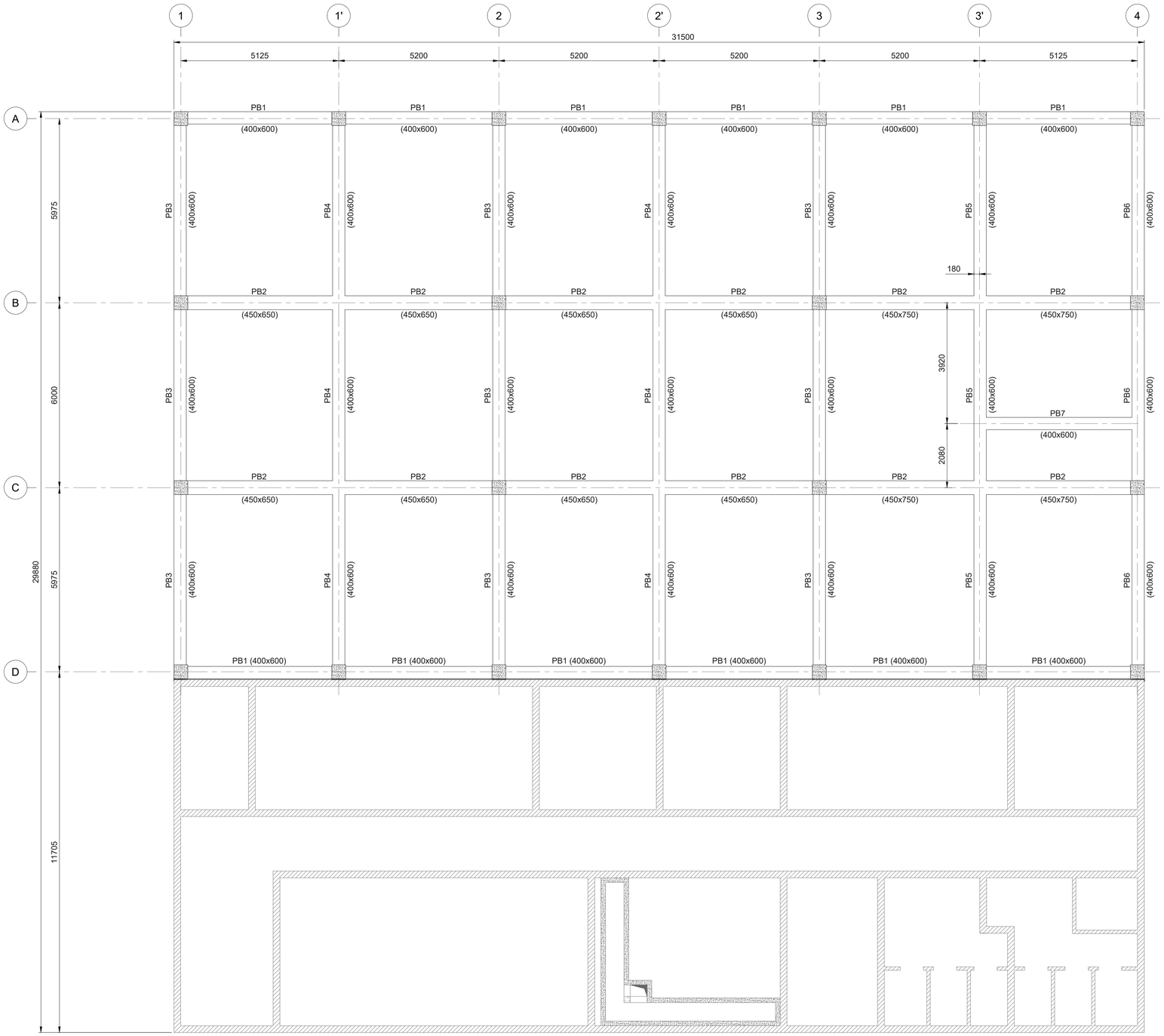

PLINTH BEAM LAYOUT @ TOC (EL+0.300m)

NOTES

1. FOR NOTES, LEGENDS & REFERENCE DRAWINGS REFER (NSI-MNA-C4-EC-DWG-020_SHEET- 02/17)

Rev.	Class	Date	Drwn.	Chkd.	Rvwd.	Aprd.	Description
00	I	11-Jun-26	RHK	UMS	ZEE	ZAK	FOR REVIEW & APPROVAL

CLIENT	OWNER ENGINEER	EPC CONTRACTOR
Anthem	AEL An AEL Group Company	CNWE 中国电力工程顾问集团西北电力设计院有限公司

SIZE	A1
SCALE	1:75
SHEET NO.	09/17

PROJECT: NOTSI 475MW SOLAR PHOTOVOLTAIC PROJECT

DRAWING TITLE: FOUNDATION & STRUCTURAL PLANS & DETAILS FOR O&M BUILDING (PLINTH BEAM LAYOUT)

PROFESSIONAL ENGINEER:	NAME	NUMBER
	V.SIBOIBOI	202001487

PROJECT	ISSUER	AREA	DISCIPLINE	TYPE	SEQUENCE	REV. NO.
NSI	MNA	C4	EC	DWG	020	00

A1(841x594mm)

NOTES

1. FOR NOTES, LEGENDS & REFERENCE DRAWINGS REFER (NSI-MNA-C4-EC-DWG-020_SHEET- 02/17)

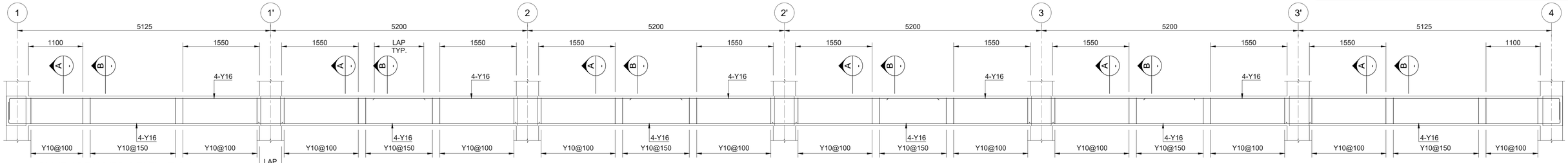

PLINTH BEAM (PB1) ELEVATION
REQ'D = 02

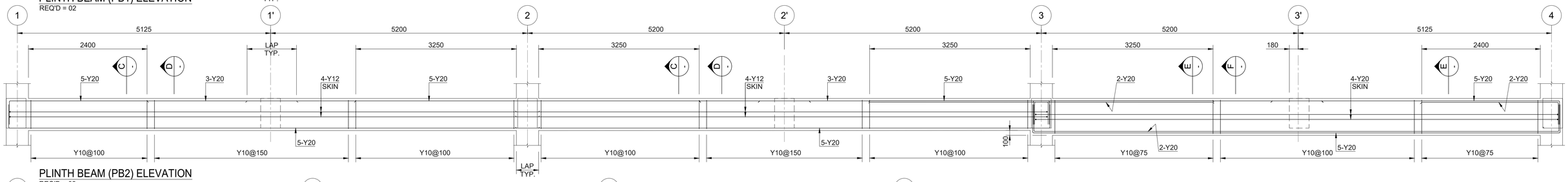

PLINTH BEAM (PB2) ELEVATION
REQ'D = 02

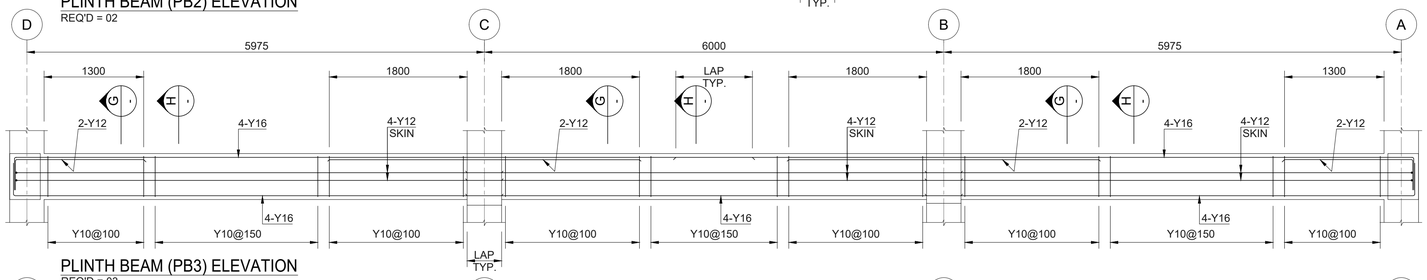

PLINTH BEAM (PB3) ELEVATION
REQ'D = 03

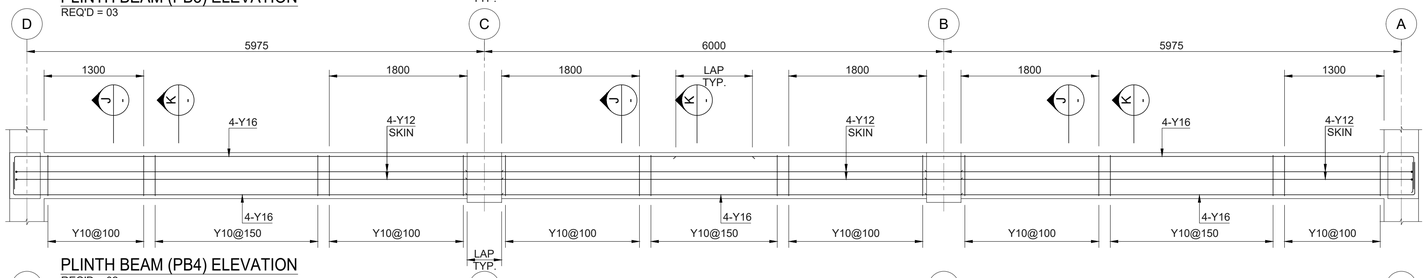

PLINTH BEAM (PB4) ELEVATION
REQ'D = 02

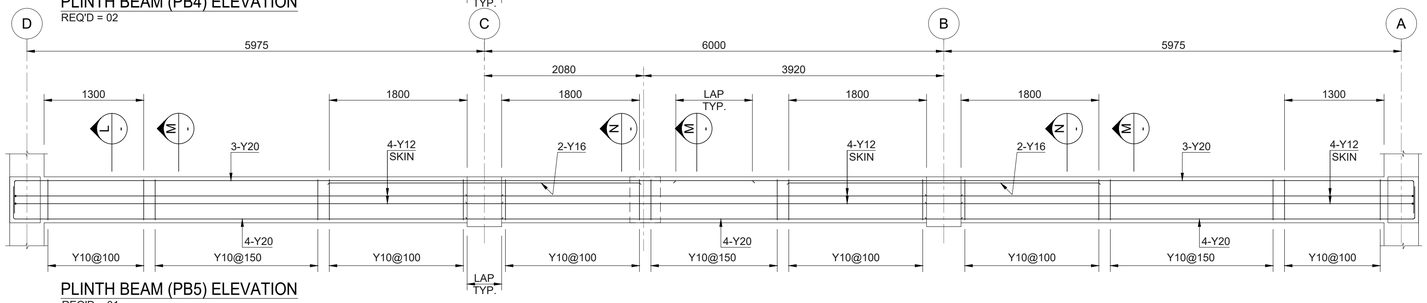

PLINTH BEAM (PB5) ELEVATION
REQ'D = 01

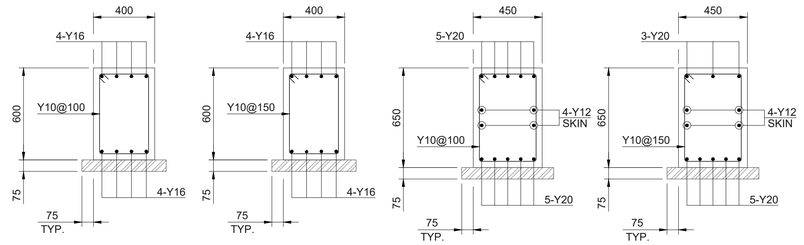

SECTION A SCALE 1:20
SECTION B SCALE 1:20
SECTION C SCALE 1:20
SECTION D SCALE 1:20

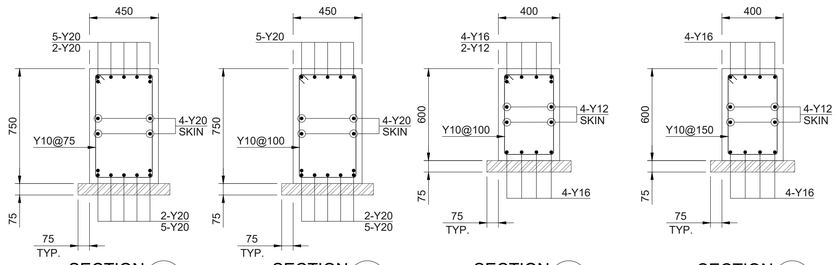

SECTION E SCALE 1:20
SECTION F SCALE 1:20
SECTION G SCALE 1:20
SECTION H SCALE 1:20

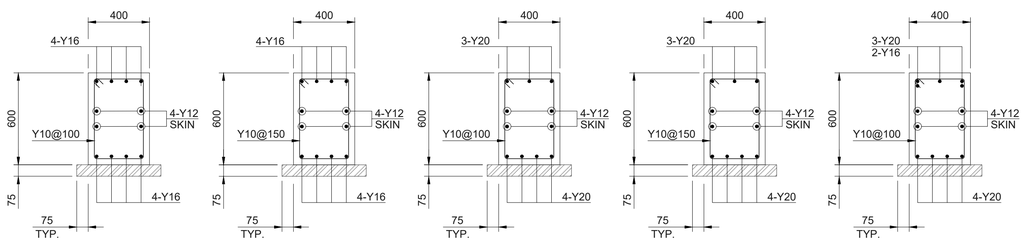

SECTION J SCALE 1:20
SECTION K SCALE 1:20
SECTION L SCALE 1:20
SECTION M SCALE 1:20
SECTION N SCALE 1:20

Rev.	Class	Date	Drwn.	Chkd.	Rvwd.	Aprd.	Description
00	I	11-Jun-26	RHK	UMS	ZEE	ZAK	FOR REVIEW & APPROVAL

CLIENT: Anthem | OWNER ENGINEER: AEL An AEL Group Company | EPC CONTRACTOR: CNWE

SIZE: A1
PROJECT: NOTSI 475MW SOLAR PHOTOVOLTAIC PROJECT
SCALE: 1:40
DRAWING TITLE: FOUNDATION & STRUCTURAL PLANS & DETAILS FOR O&M BUILDING (PLINTH BEAM ELEVATIONS & SECTIONS)
SHEET NO.: 10/17

PROFESSIONAL ENGINEER:	NAME	NUMBER
	V.SIBOIBOI	202001487

PROJECT	ISSUER	AREA	DISCIPLINE	TYPE	SEQUENCE	REV. NO.
NSI	MNA	C4	EC	DWG	020	00

A1(841x594mm)

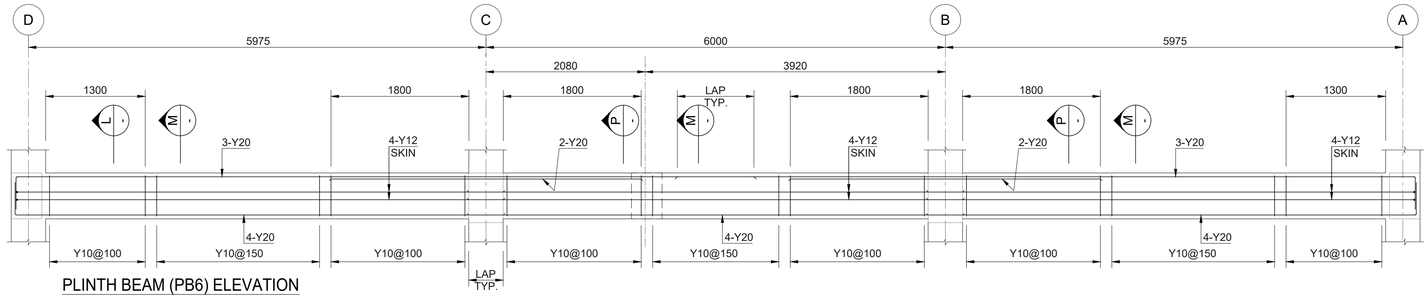

PLINTH BEAM (PB6) ELEVATION

REQ'D = 01

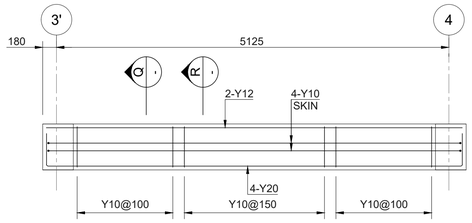

PLINTH BEAM (PB7) ELEVATION

REQ'D = 01

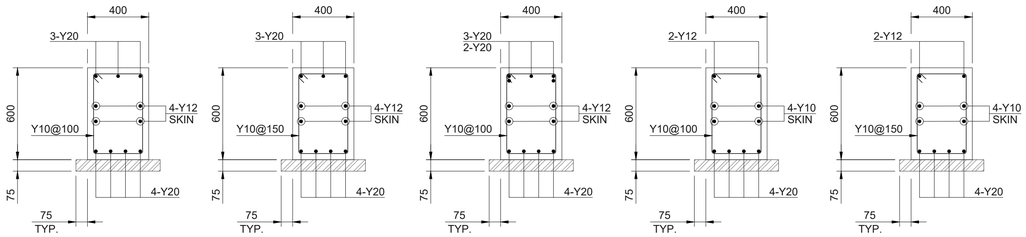

SECTION L
SCALE 1:20

SECTION M
SCALE 1:20

SECTION P
SCALE 1:20

SECTION Q
SCALE 1:20

SECTION R
SCALE 1:20

NOTES

1. FOR NOTES, LEGENDS & REFERENCE DRAWINGS REFER (NSI-MNA-C4-EC-DWG-020_SHEET- 02/17)

Rev.	Class	Date	Drwn.	Chkd.	Rvwd.	Aprd.	Description
00	I	11-Jun-26	RHK	UMS	ZEE	ZAK	FOR REVIEW & APPROVAL

CLIENT	OWNER ENGINEER	EPC CONTRACTOR
Anthem	ABL An ABL Group Company	CNWE China National Water & Electric Power Corporation; CEEC 北京院; CEPCO 中电工程; 中国电力工程顾问集团西北电力设计院有限公司

SIZE: A1	PROJECT: NOTSI 475MW SOLAR PHOTOVOLTAIC PROJECT
SCALE: 1:40	DRAWING TITLE: FOUNDATION & STRUCTURAL PLANS & DETAILS FOR O&M BUILDING (PLINTH BEAM ELEVATIONS & SECTIONS)
SHEET NO.: 11/17	

PROFESSIONAL ENGINEER:	NAME	NUMBER
	V.SIBOIBOI	202001487

PROJECT	ISSUER	AREA	DISCIPLINE	TYPE	SEQUENCE	REV. NO.
NSI	MNA	C4	EC	DWG	020	00

A1(841x594mm)

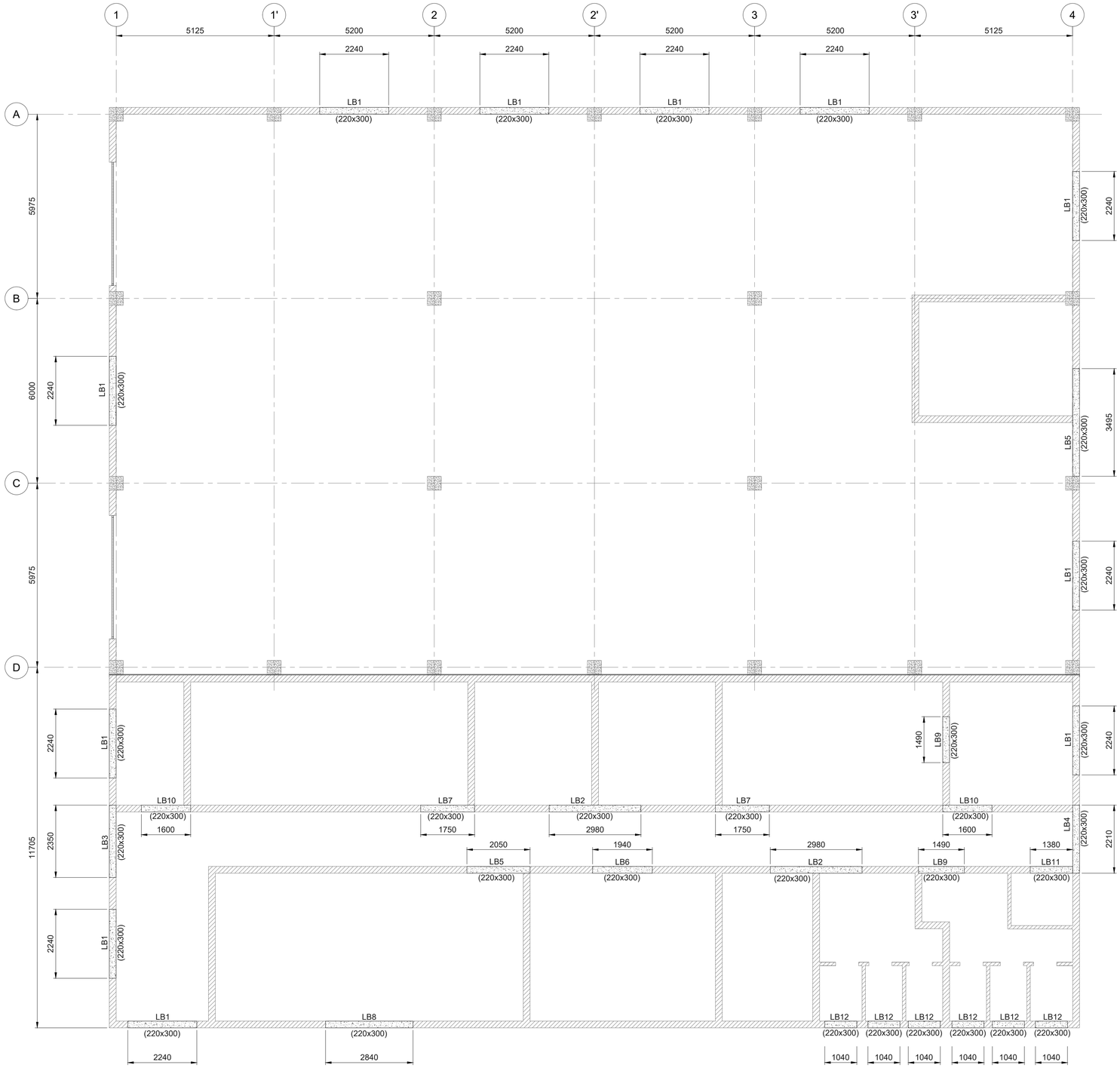

LINTEL BEAM LAYOUT

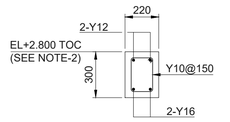

TYPICAL LINTEL DETAIL FOR LB1
SCALE= 1:20

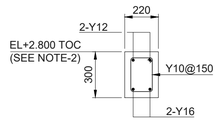

TYPICAL LINTEL DETAIL FOR LB2
SCALE= 1:20

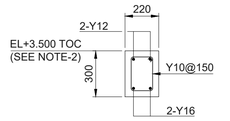

TYPICAL LINTEL DETAIL FOR LB3
SCALE= 1:20

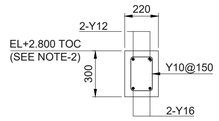

TYPICAL LINTEL DETAIL FOR LB4
SCALE= 1:20

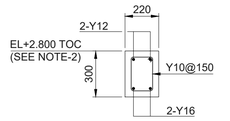

TYPICAL LINTEL DETAIL FOR LB5
SCALE= 1:20

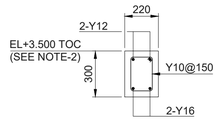

TYPICAL LINTEL DETAIL FOR LB6
SCALE= 1:20

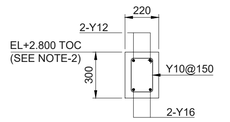

TYPICAL LINTEL DETAIL FOR LB7
SCALE= 1:20

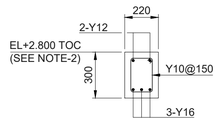

TYPICAL LINTEL DETAIL FOR LB8
SCALE= 1:20

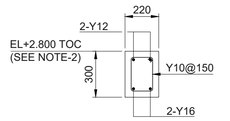

TYPICAL LINTEL DETAIL FOR LB9
SCALE= 1:20

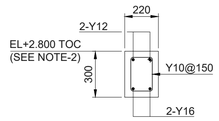

TYPICAL LINTEL DETAIL FOR LB10
SCALE= 1:20

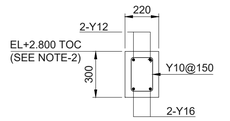

TYPICAL LINTEL DETAIL FOR LB11
SCALE= 1:20

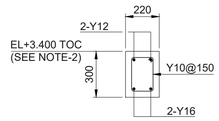

TYPICAL LINTEL DETAIL FOR LB12
SCALE= 1:20

NOTES

1. FOR NOTES, LEGENDS & REFERENCE DRAWINGS REFER (NSI-MNA-C4-EC-DWG-020_SHEET- 02/17).
2. LINTEL BEAM'S SOFFIT ELEVATION SHOULD BE DETERMINED IN STRICT COMPLIANCE TO DOORS/WINDOWS HEIGHTS GIVEN IN ARCHITECTURE.
3. MINIMUM BEARING LENGTH OF LINTEL BEAM ON WALL SHOULD BE 220mm ON EITHER SIDES. OR AS INDICATED IN THE LAYOUT.
4. LINTEL BEAM CONCRETE SHALL HAVE MINIMUM 28 DAY CUBE STRENGTH OF 30 MPa AS PER SANS 1200 G.

Rev.	Class	Date	Drwn.	Chkd.	Rvwd.	Aprd.	Description
00	I	11-Jun-26	RHK	UMS	ZEE	ZAK	FOR REVIEW & APPROVAL

CLIENT	OWNER ENGINEER	EPC CONTRACTOR
Anthem	ABL An ABL Group Company	CNWE 中国电力工程顾问集团西北电力设计院有限公司

SIZE	PROJECT:
A1	NOTSI 475MW SOLAR PHOTOVOLTAIC PROJECT
SCALE	DRAWING TITLE:
1:75	FOUNDATION & STRUCTURAL PLANS & DETAILS FOR O&M BUILDING (LINTEL BEAM LAYOUT & DETAILS)
SHEET NO.	
12/17	

PROFESSIONAL ENGINEER:	NAME	NUMBER
	V.SIBOIBOI	202001487

PROJECT	ISSUER	AREA	DISCIPLINE	TYPE	SEQUENCE	REV. NO.
NSI	MNA	C4	EC	DWG	020	00

A1(841x594mm)

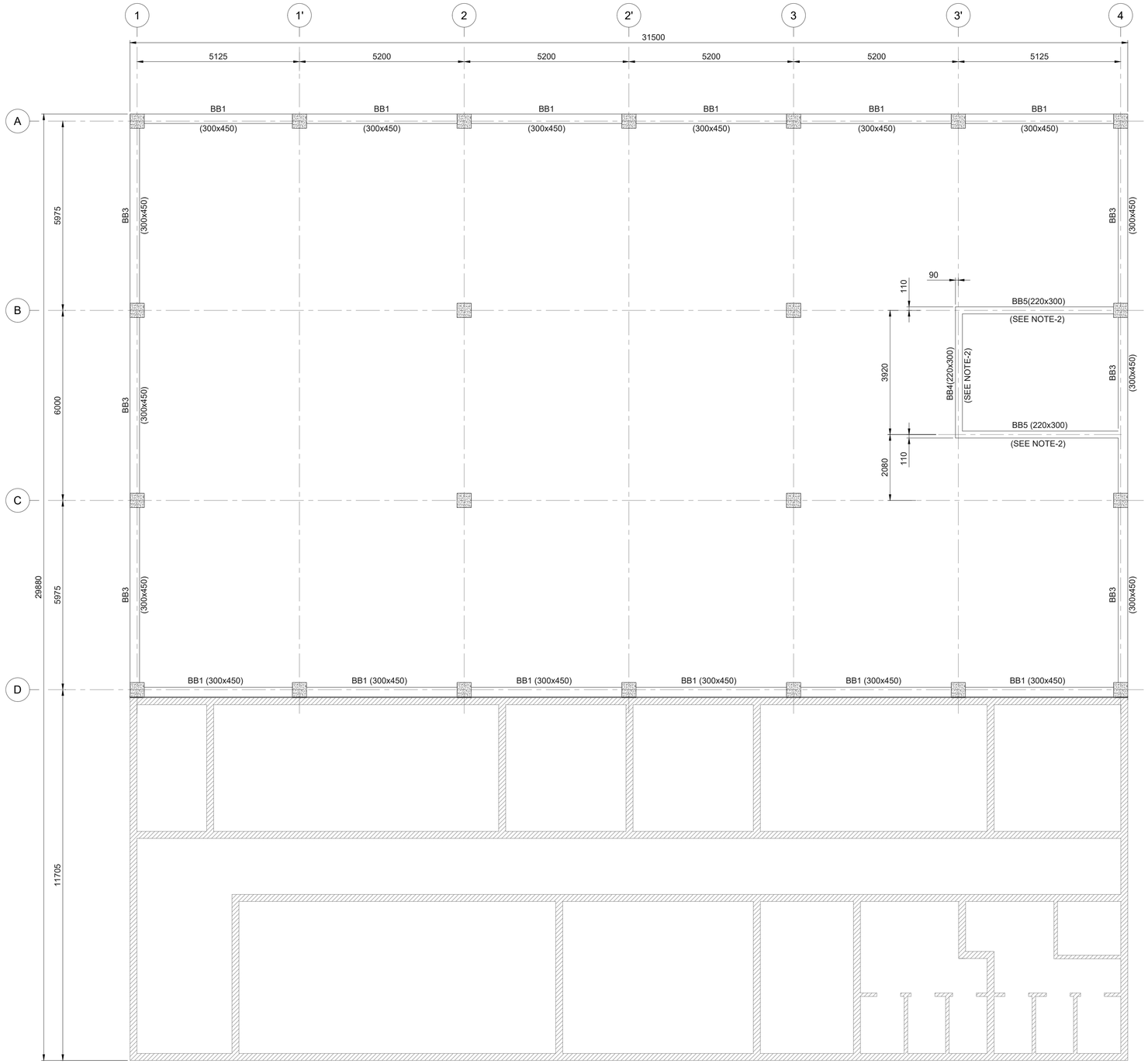

BRACE BEAM LAYOUT @ TOC (EL+4.750)

NOTES

1. FOR NOTES, LEGENDS & REFERENCE DRAWINGS REFER (NSI-MNA-C4-EC-DWG-020_SHEET- 02/17).
2. BRACE BEAMS BB4, BB5 MUST BE CAST AFTER THE ERECTION OF MASONRY WALL UNDERNEATH.

Rev.	Class	Date	Drwn.	Chkd.	Rvwd.	Aprd.	Description
00	I	11-Jun-26	RHK	UMS	ZEE	ZAK	FOR REVIEW & APPROVAL

CLIENT	OWNER ENGINEER	EPC CONTRACTOR
Anthem	ABL An ABL Group Company	CNWE 中国电力工程顾问集团西北电力设计院有限公司

SIZE	A1
SCALE	1:75
SHEET NO.	13/17

PROJECT:
NOTSI 475MW SOLAR PHOTOVOLTAIC PROJECT

DRAWING TITLE:
FOUNDATION & STRUCTURAL PLANS & DETAILS FOR O&M BUILDING (BRACE BEAM LAYOUT)

PROFESSIONAL ENGINEER:	NAME	NUMBER
	V.SIBOIBOI	202001487

PROJECT	ISSUER	AREA	DISCIPLINE	TYPE	SEQUENCE	REV. NO.
NSI	MNA	C4	EC	DWG	020	00

A1(841x594mm)

NOTES

1. FOR NOTES, LEGENDS & REFERENCE DRAWINGS REFER (NSI-MNA-C4-EC-DWG-020_SHEET- 02/17)

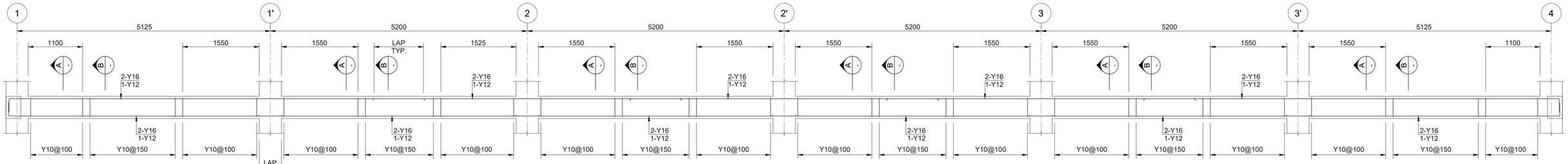

BRACE BEAM (BB1) ELEVATION
REQ'D = 02

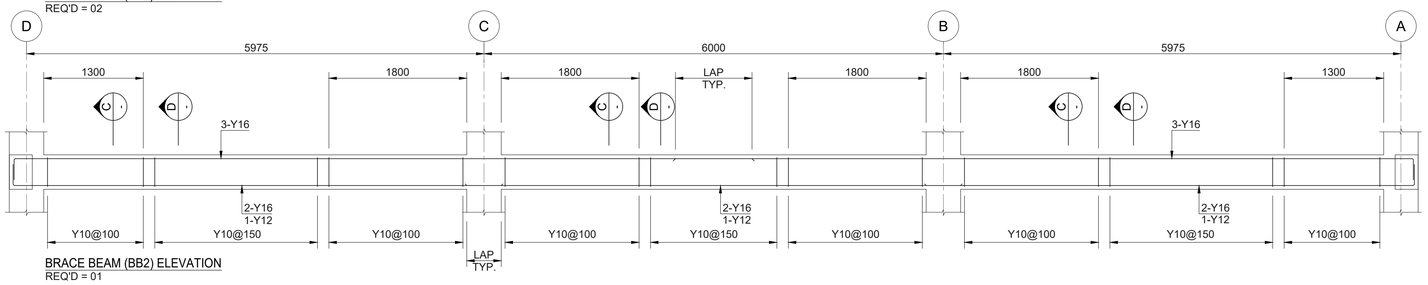

BRACE BEAM (BB2) ELEVATION
REQ'D = 01

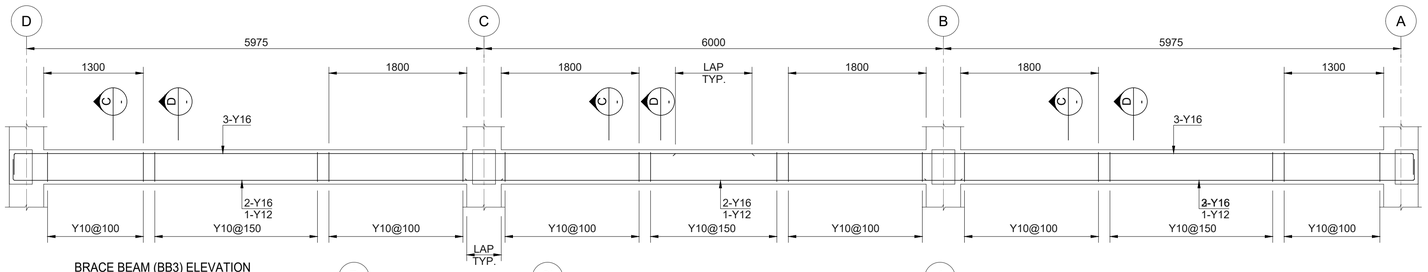

BRACE BEAM (BB3) ELEVATION
REQ'D = 01

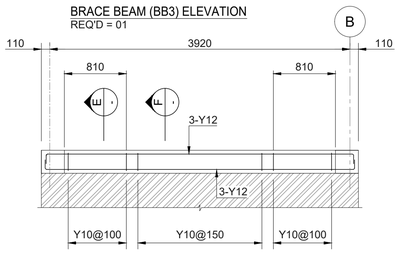

BRACE BEAM (BB4) ELEVATION
REQ'D = 01

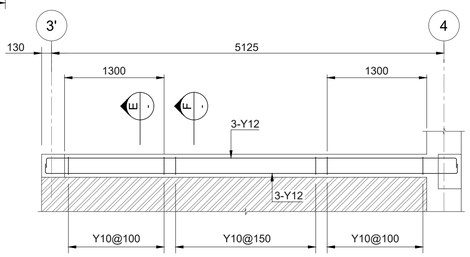

BRACE BEAM (PB5) ELEVATION
REQ'D = 01

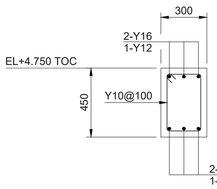

SECTION A
SCALE 1:20

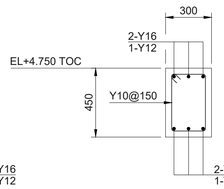

SECTION B
SCALE 1:20

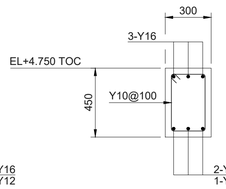

SECTION C
SCALE 1:20

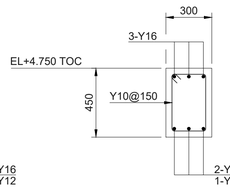

SECTION D
SCALE 1:20

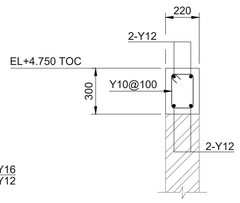

SECTION E
SCALE 1:20

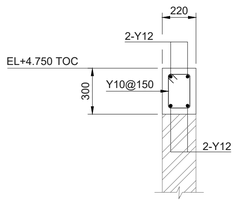

SECTION F
SCALE 1:20

Rev.	Class	Date	Drwn.	Chkd.	Rvwd.	Aprd.	Description
00	I	11-Jun-26	RHK	UMS	ZEE	ZAK	FOR REVIEW & APPROVAL

CLIENT	OWNER ENGINEER	EPC CONTRACTOR
Anthem	AEL An AEL Group Company	CNWE 中国电力工程顾问集团西北电力设计院有限公司

SIZE	A1
SCALE	1:40
SHEET NO.	14/17

PROJECT: NOTSI 475MW SOLAR PHOTOVOLTAIC PROJECT

DRAWING TITLE: FOUNDATION & STRUCTURAL PLANS & DETAILS FOR O&M BUILDING (BRACE BEAM ELEVATIONS & SECTIONS)

PROFESSIONAL ENGINEER:	NAME	NUMBER
	V.SIBOIBOI	202001487

PROJECT	ISSUER	AREA	DISCIPLINE	TYPE	SEQUENCE	REV. NO.
NSI	MNA	C4	EC	DWG	020	00

A1(841x594mm)

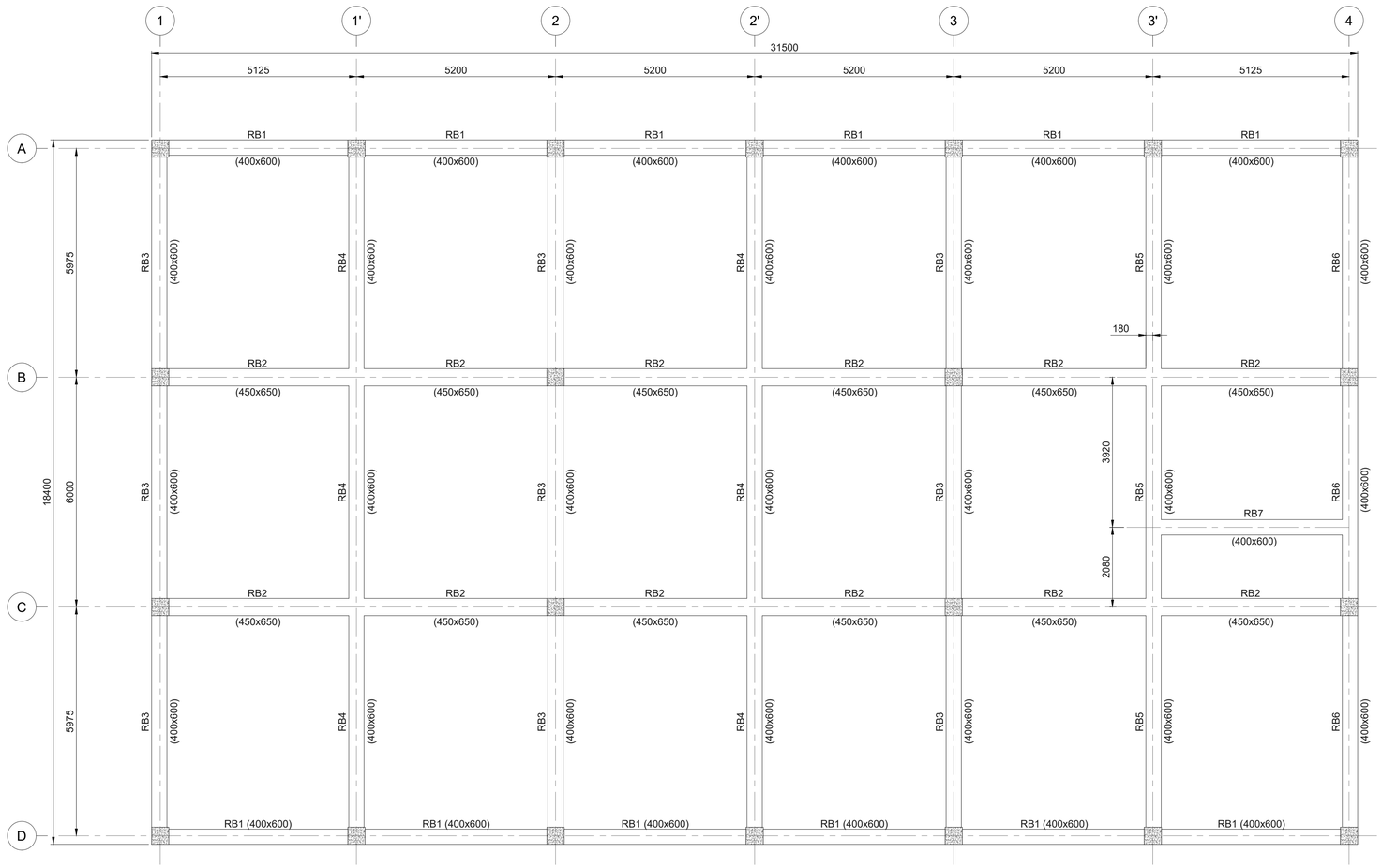

ROOF BEAM LAYOUT @ TOC (EL+6.300)

NOTES

1. FOR NOTES, LEGENDS & REFERENCE DRAWINGS REFER (NSI-MNA-C4-EC-DWG-020_SHEET- 02/17)

Rev.	Class	Date	Drwn.	Chkd.	Rvwd.	Aprd.	Description
00	I	11-Jun-26	RHK	UMS	ZEE	ZAK	FOR REVIEW & APPROVAL

CLIENT: Anthem | OWNER ENGINEER: AEL An AEL Group Company | EPC CONTRACTOR: CNWE

SIZE	A1
SCALE	1:75
SHEET NO.	15/17

PROJECT: NOTSI 475MW SOLAR PHOTOVOLTAIC PROJECT

DRAWING TITLE: FOUNDATION & STRUCTURAL PLANS & DETAILS FOR O&M BUILDING (ROOF BEAM LAYOUT)

PROFESSIONAL ENGINEER:	NAME	NUMBER
	V.SIBOIBOI	202001487

PROJECT	ISSUER	AREA	DISCIPLINE	TYPE	SEQUENCE	REV. NO.
NSI	MNA	C4	EC	DWG	020	00

A1(841x594mm)

NOTES

1. FOR NOTES, LEGENDS & REFERENCE DRAWINGS REFER (NSI-MNA-C4-EC-DWG-020_SHEET- 02/17)

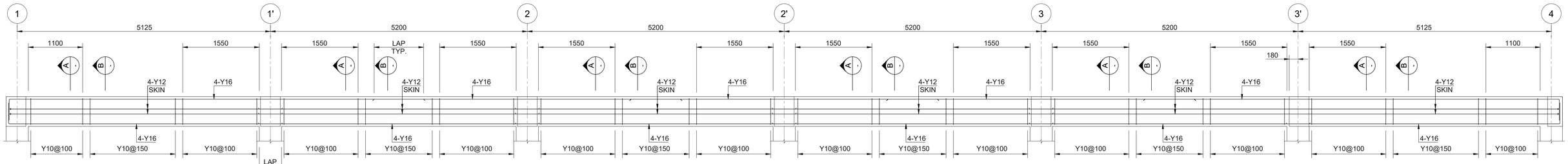

ROOF BEAM (RB1) ELEVATION
REQ'D = 02

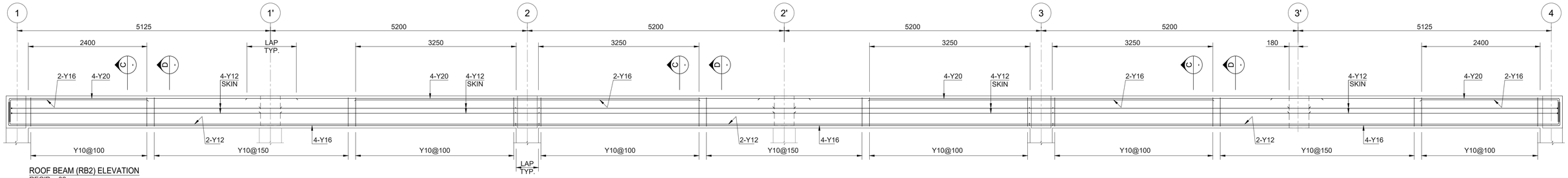

ROOF BEAM (RB2) ELEVATION
REQ'D = 02

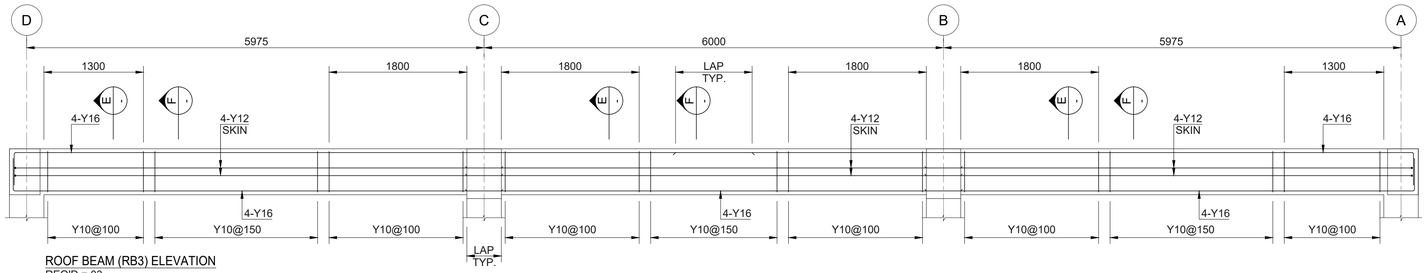

ROOF BEAM (RB3) ELEVATION
REQ'D = 03

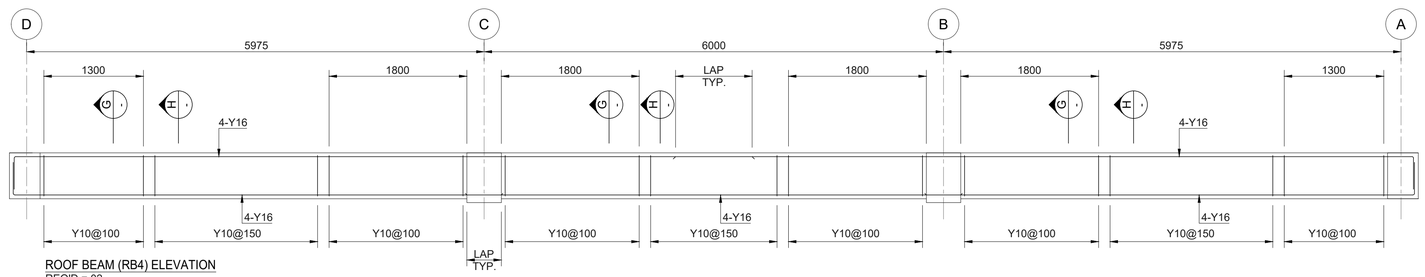

ROOF BEAM (RB4) ELEVATION
REQ'D = 02

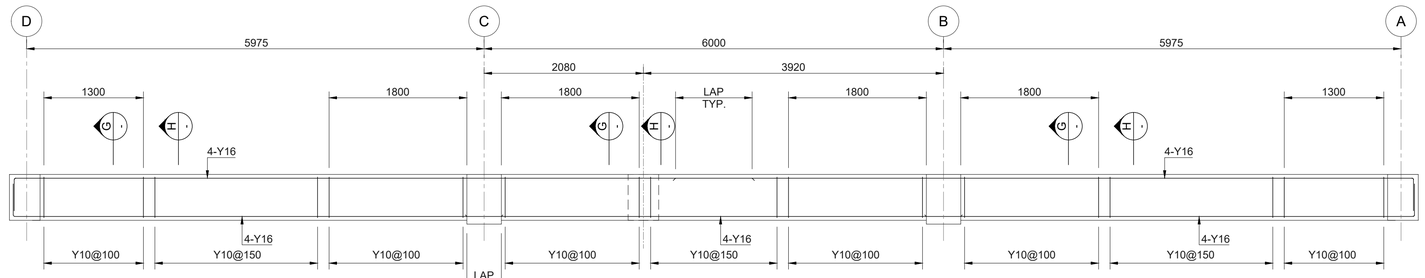

ROOF BEAM (RB5) ELEVATION
REQ'D = 01

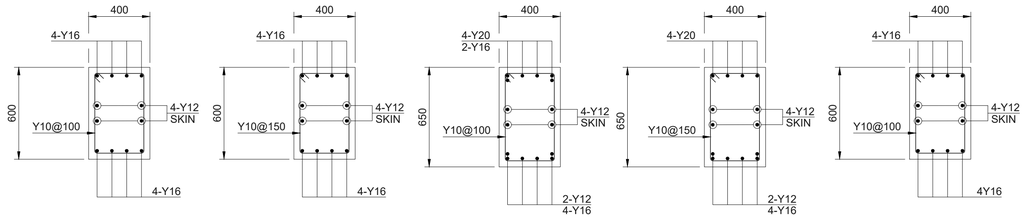

SECTION A SCALE 1:20 -

SECTION B SCALE 1:20 -

SECTION C SCALE 1:20 -

SECTION D SCALE 1:20 -

SECTION E SCALE 1:20 -

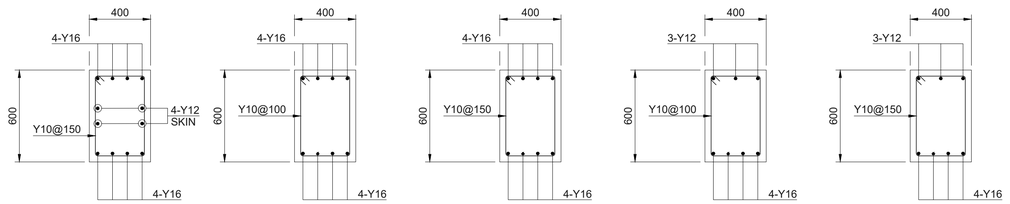

SECTION F SCALE 1:20 -

SECTION G SCALE 1:20 -

SECTION H SCALE 1:20 -

SECTION J SCALE 1:20 -

SECTION K SCALE 1:20 -

Rev.	Class	Date	Drwn.	Chkd.	Rvwd.	Aprd.	Description
00	I	11-Jun-26	RHK	UMS	ZEE	ZAK	FOR REVIEW & APPROVAL

CLIENT	OWNER ENGINEER	EPC CONTRACTOR
Anthem	AEL An AEL Group Company	CNWE 中国电力工程顾问集团西北电力设计院有限公司

SIZE	A1
SCALE	1:40
SHEET NO.	16/17

PROJECT: NOTSI 475MW SOLAR PHOTOVOLTAIC PROJECT

DRAWING TITLE: FOUNDATION & STRUCTURAL PLANS & DETAILS FOR O&M BUILDING (ROOF BEAM ELEVATIONS & SECTIONS)

PROFESSIONAL ENGINEER:	NAME	NUMBER
	V.SIBOIBOI	202001487

PROJECT	ISSUER	AREA	DISCIPLINE	TYPE	SEQUENCE	REV. NO.
NSI	MNA	C4	EC	DWG	020	00

A1(841x594mm)

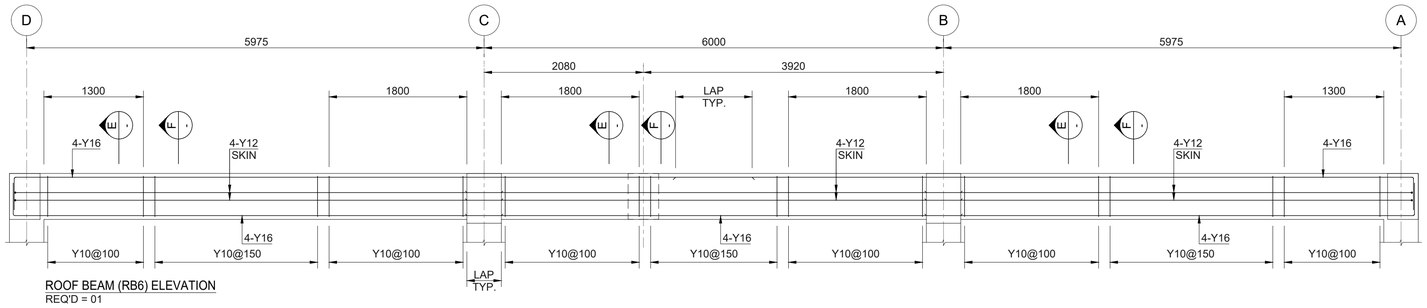

ROOF BEAM (RB6) ELEVATION
REQ'D = 01

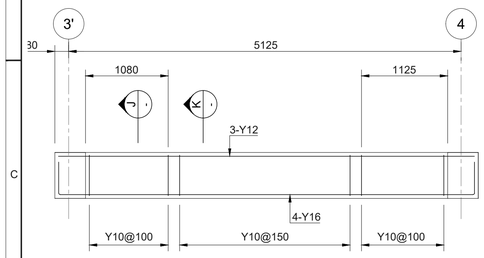

ROOF BEAM (RB7) ELEVATION
REQ'D = 01

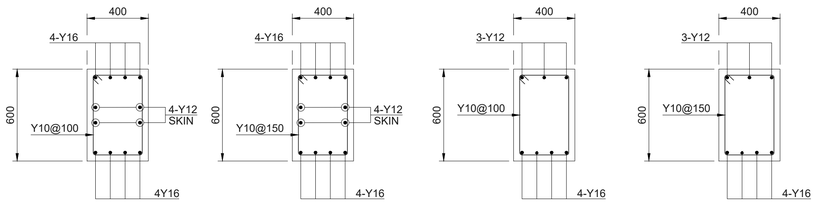

SECTION E
SCALE 1:20

SECTION F
SCALE 1:20

SECTION J
SCALE 1:20

SECTION K
SCALE 1:20

NOTES

1. FOR NOTES, LEGENDS & REFERENCE DRAWINGS REFER (NSI-MNA-C4-EC-DWG-020_SHEET- 02/17)

Rev.	Class	Date	Drwn.	Chkd.	Rvwd.	Aprd.	Description
00	I	11-Jun-26	RHK	UMS	ZEE	ZAK	FOR REVIEW & APPROVAL

CLIENT	OWNER ENGINEER	EPC CONTRACTOR
Anthem	AEL An AEL Group Company	CNWE 中国电力工程顾问集团西北电力设计院有限公司

SIZE	A1
SCALE	1:40
SHEET NO.	17/17

PROJECT:
NOTSI 475MW SOLAR PHOTOVOLTAIC PROJECT

DRAWING TITLE:
FOUNDATION & STRUCTURAL PLANS & DETAILS FOR O&M BUILDING (ROOF BEAM ELEVATIONS & SECTIONS)

PROFESSIONAL ENGINEER:	NAME	NUMBER
	V.SIBOIBOI	202001487

PROJECT	ISSUER	AREA	DISCIPLINE	TYPE	SEQUENCE	REV. NO.
NSI	MNA	C4	EC	DWG	020	00

A1(841x594mm)